

## DAFTAR PUSTAKA

- Assauri, Sofyan. 2012. *Manajemen Pemasaran Dasar, Konsep, dan Strategi*. Rajawali Press. Jakarta.
- Basu Swasta dan T Hani Handoko. 2010. *Manajemen Pemasaran, Analisis Perilaku Konsumen*. BPF. Yogyakarta.
- Blocher, dkk. 2007. *Manajemen Biaya*. Buku 1. Edisi Ketiga, Salemba Empat. Jakarta.
- Garrison, Ray H., Noreen, Eric W., & Brewer, Peter C. (2006). *Akuntansi Manajerial*. (11th ed. Salemba Empat. Jakarta
- Gasverz Vincent S.Z. 2006. *Total Quality Management Untuk Praktisi Bisnis dan Industri*. PT.Gramedia Pustaka Utama. Jakarta.
- Gitosudarmo, Indriyo. 2008. *Prinsip Dasar Manajemen*. BPFE. Yogyakarta
- Hansen dan Mowen. 2009. *Akuntansi Manajerial*. Buku dua Edisi Kedelapan, Penerbit Salemba Empat. Jakarta.
- Kothler, Philip. 2014. *Manajemen Pemasaran*. Erlangga. Jakarta.
- Kurniawan, Albert. 2010. *Belajar Mudah SPSS untuk Pemula*. MediaKom. Yogyakarta
- Mulyadi. 2010. *Akuntansi Biaya*. Edisi Kelima, STIE YKPN. Yogyakarta.
- Nasution, M,N, 2010, *Manajemen Mutu Terpadu (Total Quality Management)*, Ghalia Indonesia, Jakarta.
- Puspita, Ika Ayu, 2006. Peranan Biaya Kualitas Dalam Upaya Mengendalikan Produk Rusak Pada PT. Sendi Pratama Pekalongan.
- Schroder. 2008. *Manajemen Operasi, Pengambilan Keputusan dalam Fungsi Operasi*. Erlangga. Jakarta.
- Soemarso, S.R., 2014. *Akuntansi Manajerial Suatu Pengantar* (5th ed.). Salemba Empat. Jakarta.
- Sugiyono. 2010. *Metode Penelitian Bisnis*. Certakan Kedelapan. CV Alfabeta. Bandung.
- Supriyono. 2012. *Akuntansi Biaya dan Akuntansi Manajemen Untuk Teknologi Maju dan Globalisasi*. BPFE. Yogyakarta.
- Tjiptono, Fandy dan Anastasia Diana, 2008. *Total Quality Management*. Edisi Revisi, Andi Offset, Yogyakarta.

LAMPIRAN:

**Coefficients<sup>a</sup>**

Model	Unstandardized Coefficients		Standardized Coefficients	T	Sig.	Collinearity Statistics	
	B	Std. Error	Beta			Tolerance	VIF
Constant)	1.706E8	10472433.794		16.295	.000		
Biaya Pencegahan	-1.126	.100	.887	11.209	.000	1.000	1.000

Dependent Variable: Produk Cacat

**One-Sample Kolmogorov-Smirnov Test**

		Biaya Kualitas	Produk Cacat
N		36	36
Normal Parameters <sup>a,b</sup>	Mean	1.04E8	53688862.25
	Std. Deviation	9052167.414	11488280.137
Most Extreme Differences	Absolute	.162	.101
	Positive	.162	.101
	Negative	-.130	-.071
Kolmogorov-Smirnov Z		.974	.604
Asymp. Sig. (2-tailed)		.999	.859

a. Test distribution is Normal.

b. Calculated from data.

**Model Summary<sup>b</sup>**

Model	R	R Square	Adjusted R Square	Std. Error of the Estimate	Durbin-Watson
1	.887 <sup>a</sup>	.787	.781	5379017.447	1.939

a. Predictors: (Constant), Biaya Pencegahan

b. Dependent Variable: Produk Cacat

**Coefficients<sup>a</sup>**

Model	Unstandardized Coefficients		Standardized Coefficients	T	Sig.	Collinearity Statistics	
	B	Std. Error	Beta			Tolerance	VIF

1	(Constant)	1.706E8	10472433.794		16.295	.000		
	Biaya pencegahan	-1.126	.100	.887	11.209	.000	1.000	1.000

a. Dependent Variable: Produk Cacat

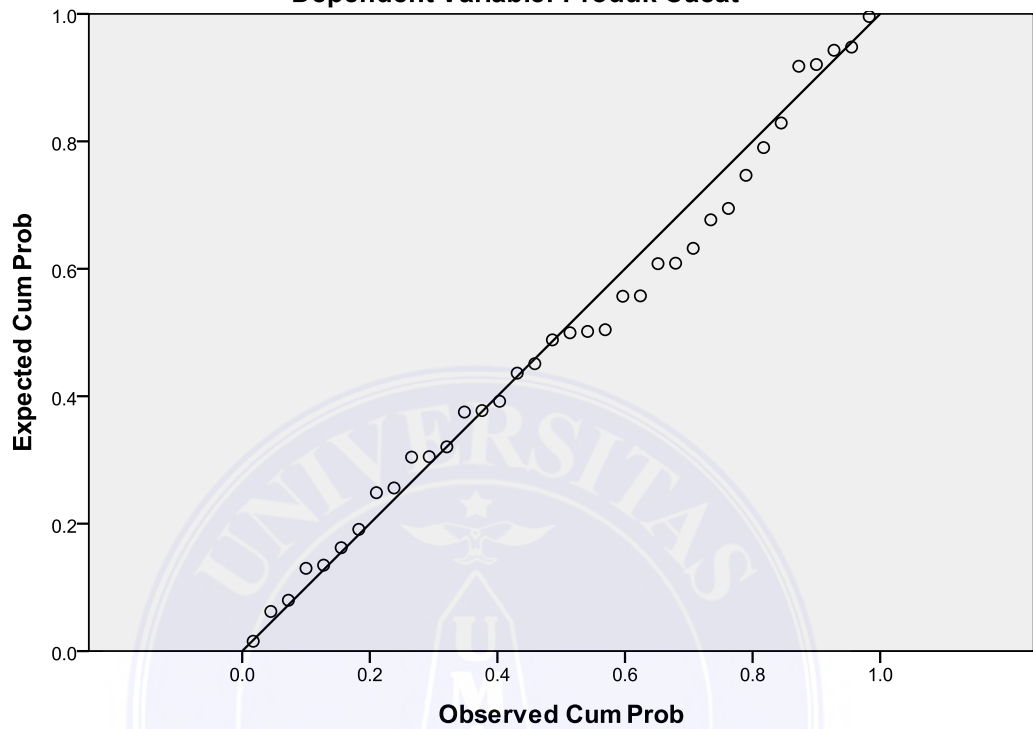
**Coefficients<sup>a</sup>**

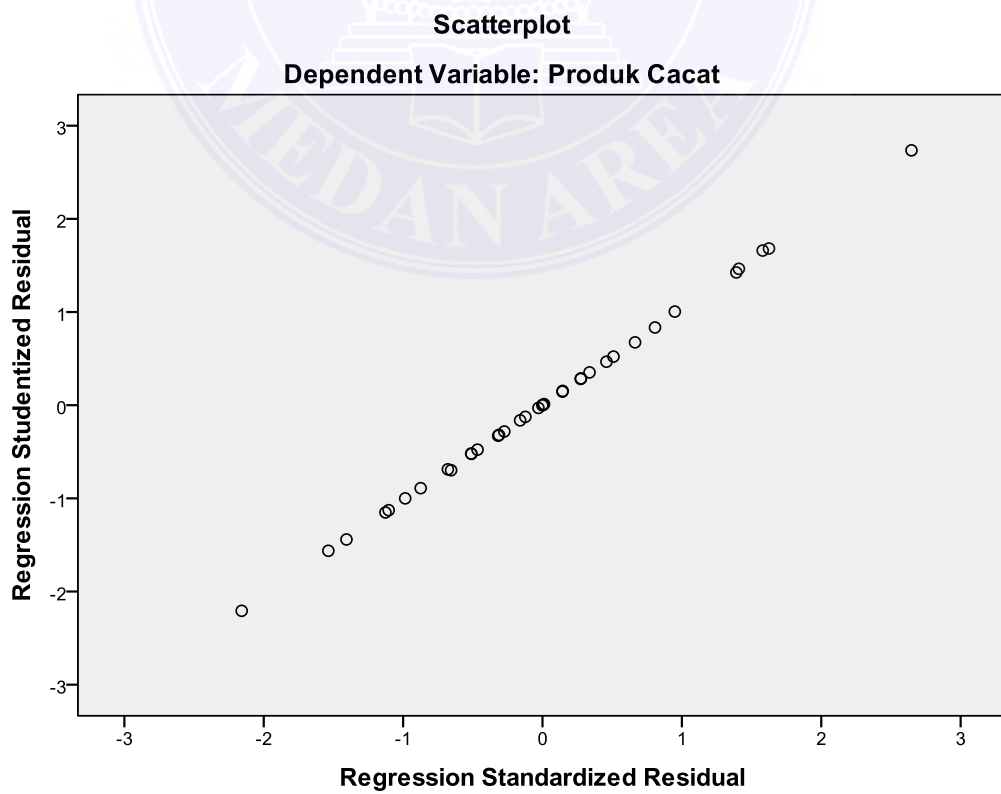
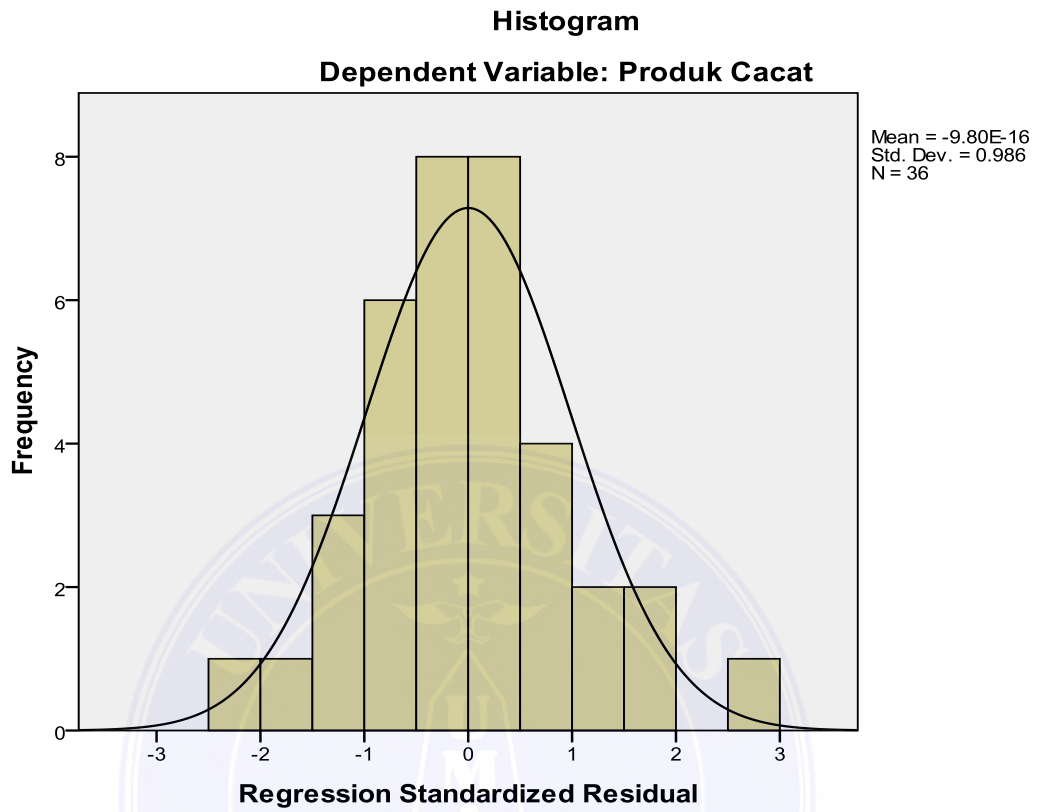
Model		Unstandardized Coefficients		Standardized Coefficients	T	Sig.	Collinearity Statistics	
		B	Std. Error	Beta			Tolerance	VIF
1	(Constant)	1.706E8	10472433.794		16.295	.000		
	Biaya pencegahan	-1.126	.100	.887	11.209	.000	1.000	1.000

a. Dependent Variable: Produk Cacat

**Normal P-P Plot of Regression Standardized Residual**

**Dependent Variable: Produk Cacat**





**T Tabel**

**Titik Persentase Distribusi t (df = 1 – 40)**

df	Pr	0.25 0.50	0.10 0.20	0.05 0.10	0.025 0.050	0.01 0.02	0.005 0.010	0.001 0.002
1		1.00000	3.07768	6.31375	12.70620	31.82052	63.65674	318.30884
2		0.81650	1.88562	2.91999	4.30265	6.96456	9.92484	22.32712
3		0.76489	1.63774	2.35336	3.18245	4.54070	5.84091	10.21453
4		0.74070	1.53321	2.13185	2.77645	3.74695	4.60409	7.17318
5		0.72669	1.47588	2.01505	2.57058	3.36493	4.03214	5.89343
6		0.71756	1.43976	1.94318	2.44691	3.14267	3.70743	5.20763
7		0.71114	1.41492	1.89458	2.36462	2.99795	3.49948	4.78529
8		0.70639	1.39682	1.85955	2.30600	2.89646	3.35539	4.50079
9		0.70272	1.38303	1.83311	2.26216	2.82144	3.24984	4.29681
10		0.69981	1.37218	1.81246	2.22814	2.76377	3.16927	4.14370
11		0.69745	1.36343	1.79588	2.20099	2.71808	3.10581	4.02470
12		0.69548	1.35622	1.78229	2.17881	2.68100	3.05454	3.92963
13		0.69383	1.35017	1.77093	2.16037	2.65031	3.01228	3.85198
14		0.69242	1.34503	1.76131	2.14479	2.62449	2.97684	3.78739
15		0.69120	1.34061	1.75305	2.13145	2.60248	2.94671	3.73283
16		0.69013	1.33676	1.74588	2.11991	2.58349	2.92078	3.68615
17		0.68920	1.33338	1.73961	2.10982	2.56693	2.89823	3.64577
18		0.68836	1.33039	1.73406	2.10092	2.55238	2.87844	3.61048
19		0.68762	1.32773	1.72913	2.09302	2.53948	2.86093	3.57940
20		0.68695	1.32534	1.72472	2.08596	2.52798	2.84534	3.55181
21		0.68635	1.32319	1.72074	2.07961	2.51765	2.83136	3.52715
22		0.68581	1.32124	1.71714	2.07387	2.50832	2.81876	3.50499
23		0.68531	1.31946	1.71387	2.06866	2.49987	2.80734	3.48496
24		0.68485	1.31784	1.71088	2.06390	2.49216	2.79694	3.46678
25		0.68443	1.31635	1.70814	2.05954	2.48511	2.78744	3.45019
26		0.68404	1.31497	1.70562	2.05553	2.47863	2.77871	3.43500
27		0.68368	1.31370	1.70329	2.05183	2.47266	2.77068	3.42103
28		0.68335	1.31253	1.70113	2.04841	2.46714	2.76326	3.40816
29		0.68304	1.31143	1.69913	2.04523	2.46202	2.75639	3.39624
30		0.68276	1.31042	1.69726	2.04227	2.45726	2.75000	3.38518
31		0.68249	1.30946	1.69552	2.03951	2.45282	2.74404	3.37490
32		0.68223	1.30857	1.69389	2.03693	2.44868	2.73848	3.36531
33		0.68200	1.30774	1.69236	2.03452	2.44479	2.73328	3.35634
34		0.68177	1.30695	1.69092	2.03224	2.44115	2.72839	3.34793
35		0.68156	1.30621	1.68957	2.03011	2.43772	2.72381	3.34005
36		0.68137	1.30551	1.68830	2.02809	2.43449	2.71948	3.33262
37		0.68118	1.30485	1.68709	2.02619	2.43145	2.71541	3.32563
38		0.68100	1.30423	1.68595	2.02439	2.42857	2.71156	3.31903
39		0.68083	1.30364	1.68488	2.02269	2.42584	2.70791	3.31279
40		0.68067	1.30308	1.68385	2.02108	2.42326	2.70446	3.30688