

## DAFTAR PUSTAKA

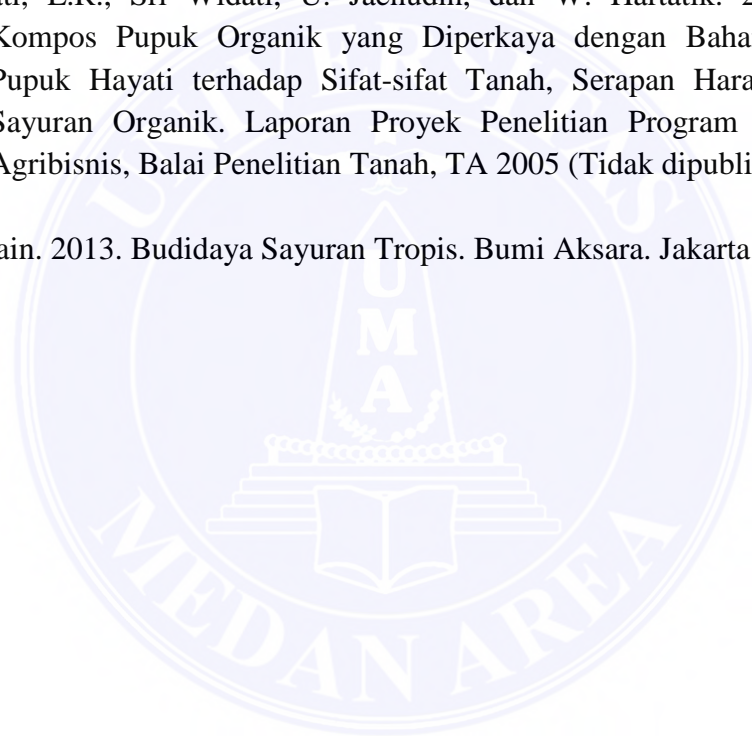
- Asai, H., B.K. Samson, Haefele M. Stephan, Khamdok Songyikhangsuthor, Koki Homma, Yoshiyuki Kiyono, Yoshio Inoue, Tatsuhiko Shiraiwa, and Takeshi Horie. 2009. Biochar Amendment Techniques for Upland Rice Production in Northern Laos.
- Chan, K.Y., L. van Zwieten, I. Meszaros, A. Downie, and S. Joseph. 2007. Agronomic Values of Greenwaste Biochar as a Soil Amendment. *Australian J. of Soil Res.*
- Balai Besar Penelitian Tanaman Padi (2009), Penerapan Biochar Sekam Padi dan Pupuk Kandang Ayam
- BPS Karo, 2011. Rata-rata Luas Panen, Rata-rata Produksi, dan Produktivitas Tanaman Kentang di Karo Tahun 2011.
- Djarmiko, B & S. Ketaren. 1985. Pemurnian Minyak. Agroindustri Press, Jurusan TIP, Fateta, IPB. Bogor.
- Donahue, R.L., R.W. Miller, J.C. Shickluna. 1977. An Introduction to Soils and Plant Growth, 4th ed. Prentice-Hall, Inc. New Jersey.
- Gani, A., 2009. Biochar Penyelamat Lingkungan. *Warta Penelitian dan Pengembangan Pertanian*. Vol. 31 No. 6.
- Gardner, F. P., R. P. Brent. R. L Mitcheel. 1991. Fisiologi Tanaman Budidaya. Diterjemahkan oleh Herawati Susilo. Universitas Indonesia. Jakarta.
- Gomez, K. A dan Gomez, A.A. 2005. Prosedur Statistika Untuk Penelitian Pertanian (Terjemahan Syammsudin dan J. S Baharsyah). Edisi Kedua. Universitas Indonesia Press. Jakarta.
- Hardjowigeno, S. 1997. Ilmu Tanah. Akademi Pressindo. Jakarta. Universitas Gajahmada. Yogyakarta.
- Harta, J. Sudarma. 2013. Pembibitan Palawija dan Hortikultura Modal Mini Hasil Jumbo. Klaten.

- Hutapea, S, Ellen L.P, Andy.W. 2015. Pemanfaatan Biochar Dari Kendaga Dan Cangkang Biji Karet Sebagai Bahan Ameliorasi Organik Pada Lahan Hortikultura di Kabupaten Karo Sumatera Utara .Laporan penelitian Hibah Bersaing, Kementerian Riset Teknologi dan Pendidikan Tinggi Jakarta.( Tidak dipublikas).
- Jaipaul, J., Sharma, S., and Sharma, A.K., 2011. Effect of Organic Fertilizers on Growth, Yield and Quality of Potato Under Rainfed Conditions of Central Himalayan Region of Uttarakhand.
- Karnata, I N. 2004. Pengaruh Waktu Tanam dan Jenis Pupuk Organik Terhadap Pertumbuhan dan Hasil Kentang (*Solanum tuberosum* L.) di Lahan Kering Beriklim Basah (Tesis). Universitas Udayana, Denpasar.
- Kirchmann, H., E. Witter. 1992. Composition of Fresh, Aerobic and Anaerobic Farm Animal Dungs. Bioresource Tech.
- Lakitan, B. 2008. Dasar-dasar Fisiologi Tumbuhan. Raja Grafindo Persada. Jakarta.
- Laksmiwati P., Tonny K., Moekasan, Tri Handayani, Juniarti P.S., Eri Softari dan Nikardi G. 2014. Teknologi Kentang di Dataran Medium. Balai Penelitian Tanaman Sayuran. Badan Penelitian dan Pengembangan Pertanian. Kementerian Pertanian. Jakarta.
- Lehmann J. and M. Rondon. 2006. *Bio-Char Soil Management on Highly Weathered Soils in The Humid Tropics*. p: 517-530 In *Biological Approaches to Sustainable Soil Systems* (Norman Uphoff *et al* Eds.). Taylor& Francis Group PO Box 409267 Atlanta.
- Lehmann, J. 2007. Bioenergy in The Black. *Frontiers in Ecology and the Environment* 5: 381-387.
- Liang, B., J. Lehmann, D. Solomon, S. Sohi, J.E. Thies, J.O. Skjemstad, F.J. Luizao, M.H. Engelhard, E.G. Neves, and S. Wirick. 2008. Stability of Biomassderived Black Carbon in Soils. *Geochimica et Cosmochimica Acta*.
- Lingga, P., 1996. Petunjuk Penggunaan Pupuk. Penebar Swadaya. Jakarta.
- Marsono dan Said. 2008. Pupuk Akar dan Aplikasi. Penebar Swadaya. Jakarta.
- Millya, A. P. 2007. Pengaruh waktu pembenaman orok-orok (*Crotalaria juncea* L.) dan Dosis Pupuk Urea pada Pertumbuhan dan Hasil Tanaman Jagung

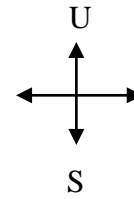
(*Zea mays* L.) Skripsi. Fakultas Pertanian Universitas Brawijaya. Malang.(Tidak dipublikasikan).

- Murbandono, L.H.S., 2005. Membuat Kompos. Penebar Swadaya, Jakarta.
- Nabihaty, F. 2010. Pemanfaatan Limbah Pertanian Untuk Membuat Biochar. Diakses tanggal 5 April 2012 dari : <http://smarttien.blogspot.com/2010/11/pemanfaatan-limbah-pertanian.html>.
- Nyiraneza, J. dan S. Snapp. 2007. Integrated Management of Inorganic and Organic Nitrogen and Efficiency in Potato Systems.
- Price, M.L. 1984. How Adequate is Chicken Manure Tea as a Fertilizer. Echo Development Notes, Isu No. 9, September 1984.
- Rukmana, R. 1997. Kentang, Budidaya dan Pasca Panen. Kanisius. Yogyakarta.
- Sarief, E.S. 1986. Kesuburan Tanah dan Pemupukan Tanah Pertanian. Pustaka Buana. Bandung.
- Setiadi. 2009. Budidaya Kentang. Penebar Swadaya. Jakarta.
- Setiawan, A. 2009. Memanfaatkan Kotoran Ternak. Penebar Swadaya. Jakarta.
- Snapp,S.S., J. Nyiraneza, M. Otto, dan W.W. Kirk. 2003. Managing Manure in Potato and Vegetable Systems. MSU Extension Bulletin E2893, New, June 2003.
- Solichin, M. 2009. Teknologi Asap Cair “deurop” Dalam Industri Karet Alam. Technology Indonesia. Diunduh pada tanggal 28 Januari 2014. dari: <http://www.tecnology Indonesia. Com>.
- Sudrajat, R., Tresnawati, D. dan Setiawan, D. 2005. Pembuatan Arang Aktif dari Tempurung Biji Jarak Pagar. Jurnal Penelitian Hasil Hutan.
- Sunarjono, Hendro. 2014. Bertanam 36 Jenis Sayur. Penebar Swadaya. Jakarta.
- Sutanto, R., 2002. Penerapan Pertanian Organik. Kanisius. Yogyakarta.
- Sutedjo, M.M., 2002. Pupuk dan Cara Pemupukan. Rineka Cipta. Jakarta.

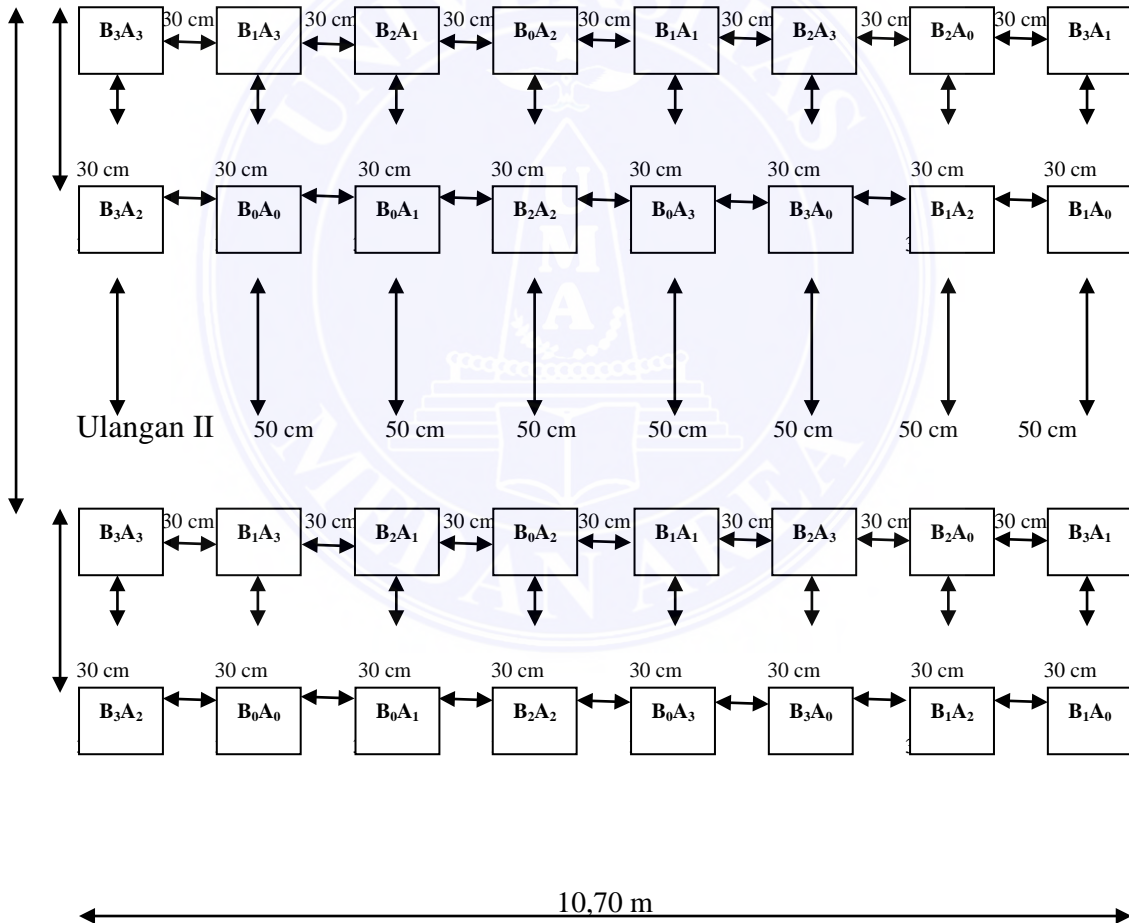
- Sutedjo dan A.G. Kartasapoetra. 1999. Pengantar Ilmu Tanah. Rineka Cipta. Jakarta.
- Wahida. 2011. Aplikasi Pupuk Kandang Ayam Pada Tiga Varietas Sorgum (*Sorgum Bicolor L. Moench*). Fakultas Pertanian Universitas Hasanudin. Makasar.
- Widowati, L.R. 2004. Pengaruh Kompos Pupuk Organik Yang Dipercaya Dengan Bahan Mineral dan Pupuk Hayati Terhadap Sifat-Sifat Tanah, Serapan Hara dan Produksi Serapan Organik. Laporan Proyek Penelitian Program Pengembangan Agribisnis. Balai Penelitian Tanah.
- Widowati, L.R., Sri Widati, U. Jaenudin, dan W. Hartatik. 2005. Pengaruh Kompos Pupuk Organik yang Diperkaya dengan Bahan Mineral dan Pupuk Hayati terhadap Sifat-sifat Tanah, Serapan Hara dan Produksi Sayuran Organik. Laporan Proyek Penelitian Program Pengembangan Agribisnis, Balai Penelitian Tanah, TA 2005 (Tidak dipublikasikan).
- Zulkarnain. 2013. Budidaya Sayuran Tropis. Bumi Aksara. Jakarta.



Lampiran 1. Denah Penelitian



Ulangan I



Lampiran 2. Denah Plot

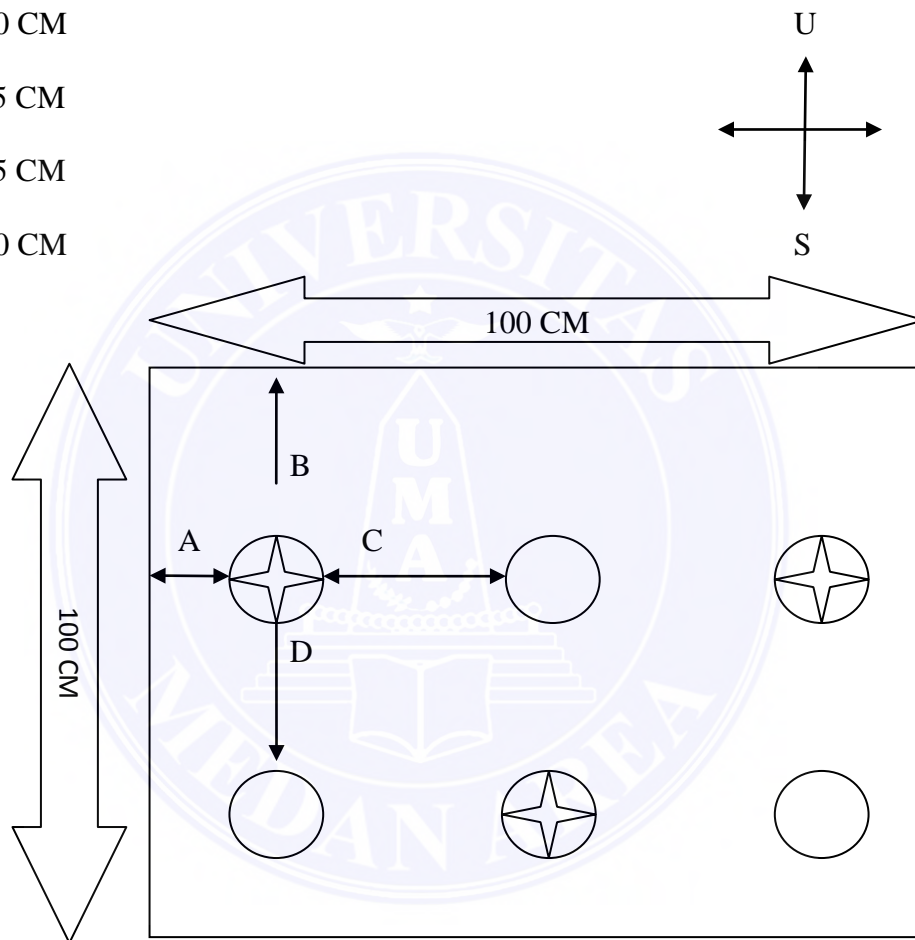
Keterangan :

A : 10 CM

B : 25 CM

C : 25 CM

D : 50 CM



Lampiran 3. Data Pengamatan Tinggi Tanaman Kentang (cm)  
Umur 4 Minggu Setelah Tanam (MST)

Perlakuan	Ulangan		Total	Rataan
	I	II		
B <sub>0</sub> A <sub>0</sub>	6.87	8.83	15.70	7.85
B <sub>0</sub> A <sub>1</sub>	6.53	8.93	15.47	7.73
B <sub>0</sub> A <sub>2</sub>	7.33	4.33	11.67	5.83
B <sub>0</sub> A <sub>3</sub>	10.50	8.73	19.23	9.62
B <sub>1</sub> A <sub>0</sub>	10.50	5.43	15.93	7.97
B <sub>1</sub> A <sub>1</sub>	8.30	4.57	12.87	6.43
B <sub>1</sub> A <sub>2</sub>	7.77	7.03	14.80	7.40
B <sub>1</sub> A <sub>3</sub>	7.83	11.17	19.00	9.50
B <sub>2</sub> A <sub>0</sub>	8.60	3.93	12.53	6.27
B <sub>2</sub> A <sub>1</sub>	11.40	4.27	15.67	7.83
B <sub>2</sub> A <sub>2</sub>	7.77	9.60	17.37	8.68
B <sub>2</sub> A <sub>3</sub>	5.43	5.70	11.13	5.57
B <sub>3</sub> A <sub>0</sub>	8.27	7.10	15.37	7.68
B <sub>3</sub> A <sub>1</sub>	11.33	5.17	16.50	8.25
B <sub>3</sub> A <sub>2</sub>	7.67	7.17	14.83	7.42
B <sub>3</sub> A <sub>3</sub>	9.00	5.67	14.67	7.33
Total	135.10	107.63	242.73	-
Rataan	8.44	6.73	-	7.59

Lampiran 4. Daftar Dwi Kasta Tinggi Tanaman Kentang (cm)  
Umur 4 MST

A / B	B <sub>0</sub>	B <sub>1</sub>	B <sub>2</sub>	B <sub>3</sub>	Total	Rataan
A <sub>0</sub>	15.70	15.93	12.53	15.37	59.53	7.44
A <sub>1</sub>	15.47	12.87	15.67	16.50	60.50	7.56
A <sub>2</sub>	11.67	14.80	17.37	14.83	58.67	7.33
A <sub>3</sub>	19.23	19.00	11.13	14.67	64.03	8.00
Total	62.07	62.60	56.70	61.37	242.73	-
Rataan	7.76	7.83	7.09	7.67	-	7.59



Lampiran 5. Daftar Sidik Ragam Tinggi Tanaman Umur 4 MST


SK	DB	JK	KT	F <sub>hit.</sub>	F <sub>0,05</sub>	F <sub>0,01</sub>
NT	1	1841.23	-	-	-	-
Ulangan	1	23.58	23.58	4.63 *	4.54	8.68
Perlakuan	15	40.17	2.68	0.53 <sup>tn</sup>	2.39	3.48
B	3	2.74	0.91	0.18 <sup>tn</sup>	3.29	5.42
A	3	2.08	0.69	0.14 <sup>tn</sup>	3.29	5.42
B x A	9	35.35	3.93	0.77 <sup>tn</sup>	2.59	3.89
Acak	15	76.35	5.09	-	-	-
Total	32	1981.33	-	-	-	-

KK = 29.74%

Keterangan :

tn = tidak nyata

\* = nyata





Lampiran 6. Data Pengamatan Tinggi Tanaman Kentang (cm)  
Umur 5 Minggu Setelah Tanam (MST)

Perlakuan	Ulangan		Total	Rataan
	I	II		
B <sub>0</sub> A <sub>0</sub>	12.80	19.67	32.47	16.24
B <sub>0</sub> A <sub>1</sub>	11.67	20.57	32.24	16.12
B <sub>0</sub> A <sub>2</sub>	13.00	21.60	34.60	17.30
B <sub>0</sub> A <sub>3</sub>	17.10	16.00	33.10	16.55
B <sub>1</sub> A <sub>0</sub>	15.43	9.07	24.50	12.25
B <sub>1</sub> A <sub>1</sub>	14.87	8.83	23.70	11.85
B <sub>1</sub> A <sub>2</sub>	16.67	14.60	31.27	15.64
B <sub>1</sub> A <sub>3</sub>	15.97	21.00	36.97	18.49
B <sub>2</sub> A <sub>0</sub>	14.17	10.87	25.04	12.52
B <sub>2</sub> A <sub>1</sub>	19.40	10.03	29.43	14.72
B <sub>2</sub> A <sub>2</sub>	13.90	24.73	38.63	19.32
B <sub>2</sub> A <sub>3</sub>	11.27	10.53	21.80	10.90
B <sub>3</sub> A <sub>0</sub>	12.70	12.00	24.70	12.35
B <sub>3</sub> A <sub>1</sub>	20.33	12.50	32.83	16.42
B <sub>3</sub> A <sub>2</sub>	14.00	18.30	32.30	16.15
B <sub>3</sub> A <sub>3</sub>	15.27	15.57	30.84	15.42
Total	238.55	245.87	484.42	-
Rataan	14.91	15.37	-	15.14

Lampiran 7. Daftar Dwi Kasta Tinggi Tanaman Kentang (cm) Umur 5 MST

A / B	B <sub>0</sub>	B <sub>1</sub>	B <sub>2</sub>	B <sub>3</sub>	Total	Rataan
A <sub>0</sub>	32.47	24.50	25.04	24.70	106.71	13.34
A <sub>1</sub>	32.24	23.70	29.43	32.83	118.20	14.78
A <sub>2</sub>	34.60	31.27	38.63	32.30	136.80	17.10
A <sub>3</sub>	33.10	36.97	21.80	30.84	122.71	15.34
Total	132.41	116.44	114.90	120.67	484.42	-
Rataan	16.55	14.56	14.36	15.08	-	15.14


Lampiran 8. Daftar Sidik Ragam Tinggi Tanaman Umur 5 MST

SK	DB	JK	KT	F <sub>hit.</sub>	F <sub>0,05</sub>	F <sub>0,01</sub>
NT	1	7333.21	-	-	-	-
Ulangan	1	1.67	1.67	0.08 <sup>tn</sup>	4.54	8.68
Perlakuan	15	184.77	12.32	0.61 <sup>tn</sup>	2.39	3.48
B	3	23.53	7.84	0.39 <sup>tn</sup>	3.29	5.42
A	3	58.07	19.36	0.97 <sup>tn</sup>	3.29	5.42
B x A	9	103.17	11.46	0.57 <sup>tn</sup>	2.59	3.89
Acak	15	300.82	20.05	-	-	-
Total	32	7820.48	-	-	-	-

KK = 29.58%

Keterangan :

tn = tidak nyata



Lampiran 9. Data Pengamatan Tinggi Tanaman Kentang (cm)

Umur 6 Minggu Setelah Tanam (MST)

Perlakuan	Ulangan		Total	Rataan
	I	II		
B <sub>0</sub> A <sub>0</sub>	24.30	29.17	53.47	26.73
B <sub>0</sub> A <sub>1</sub>	22.00	32.00	54.00	27.00
B <sub>0</sub> A <sub>2</sub>	25.43	31.00	56.43	28.22
B <sub>0</sub> A <sub>3</sub>	27.50	26.10	53.60	26.80
B <sub>1</sub> A <sub>0</sub>	20.93	13.77	34.70	17.35
B <sub>1</sub> A <sub>1</sub>	26.60	20.33	46.93	23.47
B <sub>1</sub> A <sub>2</sub>	25.83	23.20	49.03	24.52
B <sub>1</sub> A <sub>3</sub>	26.10	32.67	58.77	29.38
B <sub>2</sub> A <sub>0</sub>	23.97	19.83	43.80	21.90
B <sub>2</sub> A <sub>1</sub>	32.33	20.87	53.20	26.60
B <sub>2</sub> A <sub>2</sub>	25.70	34.00	59.70	29.85
B <sub>2</sub> A <sub>3</sub>	23.57	22.17	45.73	22.87
B <sub>3</sub> A <sub>0</sub>	22.27	20.30	42.57	21.28
B <sub>3</sub> A <sub>1</sub>	29.00	24.50	53.50	26.75
B <sub>3</sub> A <sub>2</sub>	25.23	29.33	54.57	27.28
B <sub>3</sub> A <sub>3</sub>	28.97	25.77	54.73	27.37
Total	409.73	405.00	814.73	-
Rataan	25.61	25.31	-	25.46

Lampiran 10. Daftar Dwi Kasta Tinggi Tanaman Kentang (cm) Umur 6 MST

A / B	B <sub>0</sub>	B <sub>1</sub>	B <sub>2</sub>	B <sub>3</sub>	Total	Rataan
A <sub>0</sub>	53.47	34.70	43.80	42.57	174.53	21.82
A <sub>1</sub>	54.00	46.93	53.20	53.50	207.63	25.95
A <sub>2</sub>	56.43	49.03	59.70	54.57	219.73	27.47
A <sub>3</sub>	53.60	58.77	45.73	54.73	212.83	26.60
Total	217.50	189.43	202.43	205.37	814.73	-
Rataan	27.19	23.68	25.30	25.67	-	25.46

Lampiran 11. Daftar Sidik Ragam Tinggi Tanaman Umur 6 MST

SK	DB	JK	KT	F <sub>hit.</sub>	F <sub>0.05</sub>	F <sub>0.01</sub>
NT	1	20743.45	-	-	-	-
Ulangan	1	0.70	0.70	0.04	<sup>tn</sup> 4.54	8.68
Perlakuan	15	330.91	22.06	1.17	<sup>tn</sup> 2.39	3.48
B	3	49.79	16.60	0.88	<sup>tn</sup> 3.29	5.42
A	3	150.83	50.28	2.66	<sup>tn</sup> 3.29	5.42
B x A	9	130.28	14.48	0.77	<sup>tn</sup> 2.59	3.89
Acak	15	283.25	18.88	-	-	-
Total	32	21358.31	-	-	-	-

KK = 17.07%

Keterangan :

tn = tidak nyata



Lampiran 12. Data Pengamatan Tinggi Tanaman Kentang (cm)

Umur 7 Minggu Setelah Tanam (MST)

Perlakuan	Ulangan		Total	Rataan
	I	II		
B <sub>0</sub> A <sub>0</sub>	32.90	33.27	66.17	33.08
B <sub>0</sub> A <sub>1</sub>	32.33	41.33	73.67	36.83
B <sub>0</sub> A <sub>2</sub>	35.37	37.40	72.77	36.38
B <sub>0</sub> A <sub>3</sub>	36.67	32.13	68.80	34.40
B <sub>1</sub> A <sub>0</sub>	29.83	21.37	51.20	25.60
B <sub>1</sub> A <sub>1</sub>	36.27	31.73	68.00	34.00
B <sub>1</sub> A <sub>2</sub>	35.17	31.00	66.17	33.08
B <sub>1</sub> A <sub>3</sub>	34.67	42.17	76.83	38.42
B <sub>2</sub> A <sub>0</sub>	31.57	29.10	60.67	30.33
B <sub>2</sub> A <sub>1</sub>	41.00	31.67	72.67	36.33
B <sub>2</sub> A <sub>2</sub>	34.67	38.50	73.17	36.58
B <sub>2</sub> A <sub>3</sub>	32.57	31.33	63.90	31.95
B <sub>3</sub> A <sub>0</sub>	29.80	28.73	58.53	29.27
B <sub>3</sub> A <sub>1</sub>	37.53	32.13	69.67	34.83
B <sub>3</sub> A <sub>2</sub>	34.40	35.97	70.37	35.18
B <sub>3</sub> A <sub>3</sub>	37.97	36.33	74.30	37.15
Total	552.70	534.17	1086.87	-
Rataan	34.54	33.39	-	33.96

Lampiran 13. Daftar Dwi Kasta Tinggi Tanaman Kentang (cm) Umur 7 MST

A / B	B <sub>0</sub>	B <sub>1</sub>	B <sub>2</sub>	B <sub>3</sub>	Total	Rataan
A <sub>0</sub>	66.17	51.20	60.67	58.53	236.57	29.57
A <sub>1</sub>	73.67	68.00	72.67	69.67	284.00	35.50
A <sub>2</sub>	72.77	66.17	73.17	70.37	282.47	35.31
A <sub>3</sub>	68.80	76.83	63.90	74.30	283.83	35.48
Total	281.40	262.20	270.40	272.87	1086.87	-
Rataan	35.18	32.78	33.80	34.11	-	33.96

Lampiran 14. Daftar Sidik Ragam Tinggi Tanaman Umur 7 MST


SK	DB	JK	KT	F <sub>hit.</sub>	F <sub>0,05</sub>	F <sub>0,01</sub>
NT	1	36914.97	-	-	-	-
Ulangan	1	10.73	10.73	0.82 <sup>tn</sup>	4.54	8.68
Perlakuan	15	339.56	22.64	1.72 <sup>tn</sup>	2.39	3.48
B	3	23.42	7.81	0.59 <sup>tn</sup>	3.29	5.42
A	3	206.10	68.70	5.22 <sup>*</sup>	3.29	5.42
B x A	9	110.04	12.23	0.93 <sup>tn</sup>	2.59	3.89
Acak	15	197.51	13.17	-	-	-
Total	32	37462.79	-	-	-	-

KK = 10.68%

Keterangan :

tn = tidak nyata

\* = nyata



Lampiran 15. Data Pengamatan Tinggi Tanaman Kentang (cm)  
Umur 8 Minggu Setelah Tanam (MST)

Perlakuan	Ulangan		Total	Rataan
	I	II		
B <sub>0</sub> A <sub>0</sub>	41.83	42.20	84.03	42.02
B <sub>0</sub> A <sub>1</sub>	37.17	51.00	88.17	44.08
B <sub>0</sub> A <sub>2</sub>	43.73	47.17	90.90	45.45
B <sub>0</sub> A <sub>3</sub>	43.07	41.73	84.80	42.40
B <sub>1</sub> A <sub>0</sub>	35.57	33.07	68.63	34.32
B <sub>1</sub> A <sub>1</sub>	35.73	41.87	77.60	38.80
B <sub>1</sub> A <sub>2</sub>	43.27	40.67	83.93	41.97
B <sub>1</sub> A <sub>3</sub>	43.83	43.53	87.37	43.68
B <sub>2</sub> A <sub>0</sub>	39.20	38.50	77.70	38.85
B <sub>2</sub> A <sub>1</sub>	45.07	41.60	86.67	43.33
B <sub>2</sub> A <sub>2</sub>	43.13	46.67	89.80	44.90
B <sub>2</sub> A <sub>3</sub>	42.43	44.40	86.83	43.42
B <sub>3</sub> A <sub>0</sub>	37.07	37.87	74.93	37.47
B <sub>3</sub> A <sub>1</sub>	42.00	42.93	84.93	42.47
B <sub>3</sub> A <sub>2</sub>	44.97	42.73	87.70	43.85
B <sub>3</sub> A <sub>3</sub>	44.33	42.60	86.93	43.47
Total	662.40	678.53	1340.93	-
Rataan	41.40	42.41	-	41.90

Lampiran 16. Daftar Dwi Kasta Tinggi Tanaman Kentang (cm) Umur 8 MST

A / B	B <sub>0</sub>	B <sub>1</sub>	B <sub>2</sub>	B <sub>3</sub>	Total	Rataan
A <sub>0</sub>	84.03	68.63	77.70	74.93	305.30	38.16
A <sub>1</sub>	88.17	77.60	86.67	84.93	337.37	42.17
A <sub>2</sub>	90.90	83.93	89.80	87.70	352.33	44.04
A <sub>3</sub>	84.80	87.37	86.83	86.93	345.93	43.24
Total	347.90	317.53	341.00	334.50	1340.93	-
Rataan	43.49	39.69	42.63	41.81	-	41.90



Lampiran 17. Daftar Sidik Ragam Tinggi Tanaman Umur 8 MST

SK	DB	JK	KT	F <sub>hit.</sub>	F <sub>0,05</sub>	F <sub>0,01</sub>
NT	1	56190.69	-	-	-	-
Ulangan	1	8.13	8.13	0.88 <sup>tn</sup>	4.54	8.68
Perlakuan	15	273.65	18.24	1.97 <sup>tn</sup>	2.39	3.48
B	3	63.44	21.15	2.28 <sup>tn</sup>	3.29	5.42
A	3	163.43	54.48	5.88 <sup>**</sup>	3.29	5.42
B x A	9	46.78	5.20	0.56 <sup>tn</sup>	2.59	3.89
Acak	15	138.94	9.26	-	-	-
Total	32	56611.41	-	-	-	-


KK = 7.26%

Keterangan :

tn = tidak nyata

\* = nyata

\*\* = sangat nyata



Lampiran 18. Data Pengamatan Tinggi Tanaman Kentang (cm)

Umur 9 Minggu Setelah Tanam (MST)

Perlakuan	Ulangan		Total	Rataan
	I	II		
B <sub>0</sub> A <sub>0</sub>	49.97	48.67	98.63	49.32
B <sub>0</sub> A <sub>1</sub>	48.10	57.17	105.27	52.63
B <sub>0</sub> A <sub>2</sub>	49.63	54.47	104.10	52.05
B <sub>0</sub> A <sub>3</sub>	49.27	50.20	99.47	49.73
B <sub>1</sub> A <sub>0</sub>	42.00	40.47	82.47	41.23
B <sub>1</sub> A <sub>1</sub>	52.53	49.27	101.80	50.90
B <sub>1</sub> A <sub>2</sub>	50.03	49.00	99.03	49.52
B <sub>1</sub> A <sub>3</sub>	53.00	50.87	103.87	51.93
B <sub>2</sub> A <sub>0</sub>	48.00	48.17	96.17	48.08
B <sub>2</sub> A <sub>1</sub>	51.33	48.70	100.03	50.02
B <sub>2</sub> A <sub>2</sub>	50.57	52.70	103.27	51.63
B <sub>2</sub> A <sub>3</sub>	49.03	47.10	96.13	48.07
B <sub>3</sub> A <sub>0</sub>	41.63	47.33	88.97	44.48
B <sub>3</sub> A <sub>1</sub>	48.10	49.60	97.70	48.85
B <sub>3</sub> A <sub>2</sub>	52.07	49.87	101.93	50.97
B <sub>3</sub> A <sub>3</sub>	52.43	50.00	102.43	51.22
Total	787.70	793.57	1581.27	-
Rataan	49.23	49.60	-	49.41

Lampiran 19. Daftar Dwi Kasta Tinggi Tanaman Kentang (cm) Umur 9 MST

A / B	B <sub>0</sub>	B <sub>1</sub>	B <sub>2</sub>	B <sub>3</sub>	Total	Rataan
A <sub>0</sub>	98.63	82.47	96.17	88.97	366.23	45.78
A <sub>1</sub>	105.27	101.80	100.03	97.70	404.80	50.60
A <sub>2</sub>	104.10	99.03	103.27	101.93	408.33	51.04
A <sub>3</sub>	99.47	103.87	96.13	102.43	401.90	50.24
Total	407.47	387.17	395.60	391.03	1581.27	-
Rataan	50.93	48.40	49.45	48.88	-	49.41

Lampiran 20. Daftar Sidik Ragam Tinggi Tanaman Umur 9 MST

SK	DB	JK	KT	F <sub>hit.</sub>	F <sub>0,05</sub>	F <sub>0,01</sub>
NT	1	78137.63	-	-	-	-
Ulangan	1	1.08	1.08	0.17 <sup>tn</sup>	4.54	8.68
Perlakuan	15	264.16	17.61	2.85 <sup>*</sup>	2.39	3.48
B	3	29.06	9.69	1.57 <sup>tn</sup>	3.29	5.42
A	3	143.57	47.86	7.75 <sup>**</sup>	3.29	5.42
B x A	9	91.53	10.17	1.65 <sup>tn</sup>	2.59	3.89
Acak	15	92.68	6.18	-	-	-
Total	32	78495.55	-	-	-	-


KK = 5.03%

Keterangan :

tn = tidak nyata

\* = nyata

\*\* = sangat nyata



Lampiran 21. Data Pengamatan Jumlah Daun Kentang (helai)  
Umur 4 Minggu Setelah Tanam (MST)

Perlakuan	Ulangan		Total	Rataan
	I	II		
B <sub>0</sub> A <sub>0</sub>	5.67	6.67	12.33	6.17
B <sub>0</sub> A <sub>1</sub>	5.00	7.33	12.33	6.17
B <sub>0</sub> A <sub>2</sub>	5.33	4.33	9.67	4.83
B <sub>0</sub> A <sub>3</sub>	8.00	7.67	15.67	7.83
B <sub>1</sub> A <sub>0</sub>	7.67	4.33	12.00	6.00
B <sub>1</sub> A <sub>1</sub>	6.67	4.33	11.00	5.50
B <sub>1</sub> A <sub>2</sub>	6.33	5.33	11.67	5.83
B <sub>1</sub> A <sub>3</sub>	7.00	7.00	14.00	7.00
B <sub>2</sub> A <sub>0</sub>	6.00	3.33	9.33	4.67
B <sub>2</sub> A <sub>1</sub>	8.67	3.33	12.00	6.00
B <sub>2</sub> A <sub>2</sub>	7.33	7.33	14.67	7.33
B <sub>2</sub> A <sub>3</sub>	6.33	4.67	11.00	5.50
B <sub>3</sub> A <sub>0</sub>	6.67	5.33	12.00	6.00
B <sub>3</sub> A <sub>1</sub>	8.00	4.67	12.67	6.33
B <sub>3</sub> A <sub>2</sub>	8.67	6.00	14.67	7.33
B <sub>3</sub> A <sub>3</sub>	7.00	4.67	11.67	5.83
Total	110.33	86.33	196.67	-
Rataan	6.90	5.40	-	6.15

Lampiran 22. Daftar Dwi Kasta Jumlah Daun Kentang (helai) Umur 4 MST

A / B	B <sub>0</sub>	B <sub>1</sub>	B <sub>2</sub>	B <sub>3</sub>	Total	Rataan
A <sub>0</sub>	12.33	12.00	9.33	12.00	45.67	5.71
A <sub>1</sub>	12.33	11.00	12.00	12.67	48.00	6.00
A <sub>2</sub>	9.67	11.67	14.67	14.67	50.67	6.33
A <sub>3</sub>	15.67	14.00	11.00	11.67	52.33	6.54
Total	50.00	48.67	47.00	51.00	196.67	-
Rataan	6.25	6.08	5.88	6.38	-	6.15

Lampiran 23. Daftar Sidik Ragam Jumlah Daun Umur 4 MST


SK	DB	JK	KT	F <sub>hit.</sub>		F <sub>0,05</sub>	F <sub>0,01</sub>
NT	1	1208.68	-	-		-	-
Ulangan	1	18.00	18.00	10.21	**	4.54	8.68
Perlakuan	15	22.87	1.52	0.87	<sup>tn</sup>	2.39	3.48
B	3	1.12	0.37	0.21	<sup>tn</sup>	3.29	5.42
A	3	3.24	1.08	0.61	<sup>tn</sup>	3.29	5.42
B x A	9	18.51	2.06	1.17	<sup>tn</sup>	2.59	3.89
Acak	15	26.44	1.76	-		-	-
Total	32	1276.00	-	-		-	-

KK = 21.60%

Keterangan :

<sup>tn</sup> = tidak nyata

\*\* = sangat nyata



Lampiran 24. Data Pengamatan Jumlah Daun Kentang (helai)  
Umur 5 Minggu Setelah Tanam (MST)

Perlakuan	Ulangan		Total	Rataan
	I	II		
B <sub>0</sub> A <sub>0</sub>	8.67	11.33	20.00	10.00
B <sub>0</sub> A <sub>1</sub>	7.33	12.67	20.00	10.00
B <sub>0</sub> A <sub>2</sub>	8.67	11.00	19.67	9.83
B <sub>0</sub> A <sub>3</sub>	11.33	9.33	20.67	10.33
B <sub>1</sub> A <sub>0</sub>	10.67	6.00	16.67	8.33
B <sub>1</sub> A <sub>1</sub>	9.00	7.00	16.00	8.00
B <sub>1</sub> A <sub>2</sub>	10.00	8.00	18.00	9.00
B <sub>1</sub> A <sub>3</sub>	10.33	9.67	20.00	10.00
B <sub>2</sub> A <sub>0</sub>	10.00	7.67	17.67	8.83
B <sub>2</sub> A <sub>1</sub>	12.00	7.00	19.00	9.50
B <sub>2</sub> A <sub>2</sub>	10.00	12.33	22.33	11.17
B <sub>2</sub> A <sub>3</sub>	8.67	8.00	16.67	8.33
B <sub>3</sub> A <sub>0</sub>	10.00	8.00	18.00	9.00
B <sub>3</sub> A <sub>1</sub>	11.00	8.00	19.00	9.50
B <sub>3</sub> A <sub>2</sub>	8.67	9.33	18.00	9.00
B <sub>3</sub> A <sub>3</sub>	10.33	8.67	19.00	9.50
Total	156.67	144.00	300.67	-
Rataan	9.79	9.00	-	9.40

Lampiran 25. Daftar Dwi Kasta Jumlah Daun Kentang (helai) Umur 5 MST

A / B	B <sub>0</sub>	B <sub>1</sub>	B <sub>2</sub>	B <sub>3</sub>	Total	Rataan
A <sub>0</sub>	20.00	16.67	17.67	18.00	72.33	9.04
A <sub>1</sub>	20.00	16.00	19.00	19.00	74.00	9.25
A <sub>2</sub>	19.67	18.00	22.33	18.00	78.00	9.75
A <sub>3</sub>	20.67	20.00	16.67	19.00	76.33	9.54
Total	80.33	70.67	75.67	74.00	300.67	-
Rataan	10.04	8.83	9.46	9.25	-	9.40


Lampiran 26. Daftar Sidik Ragam Jumlah Daun Umur 5 MST

SK	DB	JK	KT	F <sub>hit.</sub>	F <sub>0,05</sub>	F <sub>0,01</sub>
NT	1	2825.01	-	-	-	-
Ulangan	1	5.01	5.01	1.28 <sup>tn</sup>	4.54	8.68
Perlakuan	15	20.65	1.38	0.35 <sup>tn</sup>	2.39	3.48
B	3	6.07	2.02	0.52 <sup>tn</sup>	3.29	5.42
A	3	2.35	0.78	0.20 <sup>tn</sup>	3.29	5.42
B x A	9	12.24	1.36	0.35 <sup>tn</sup>	2.59	3.89
Acak	15	58.88	3.93	-	-	-
Total	32	2909.56	-	-	-	-

KK = 21.09%

Keterangan :

tn = tidak nyata





Lampiran 27. Data Pengamatan Jumlah Daun Kentang (helai)  
Umur 6 Minggu Setelah Tanam (MST)

Perlakuan	Ulangan		Total	Rataan
	I	II		
B <sub>0</sub> A <sub>0</sub>	12.67	14.67	27.33	13.67
B <sub>0</sub> A <sub>1</sub>	12.67	15.33	28.00	14.00
B <sub>0</sub> A <sub>2</sub>	12.33	15.00	27.33	13.67
B <sub>0</sub> A <sub>3</sub>	14.00	13.67	27.67	13.83
B <sub>1</sub> A <sub>0</sub>	13.00	9.33	22.33	11.17
B <sub>1</sub> A <sub>1</sub>	12.67	11.00	23.67	11.83
B <sub>1</sub> A <sub>2</sub>	13.67	11.67	25.33	12.67
B <sub>1</sub> A <sub>3</sub>	14.00	13.67	27.67	13.83
B <sub>2</sub> A <sub>0</sub>	13.33	11.33	24.67	12.33
B <sub>2</sub> A <sub>1</sub>	15.67	11.67	27.33	13.67
B <sub>2</sub> A <sub>2</sub>	14.00	15.67	29.67	14.83
B <sub>2</sub> A <sub>3</sub>	12.67	11.67	24.33	12.17
B <sub>3</sub> A <sub>0</sub>	13.00	11.67	24.67	12.33
B <sub>3</sub> A <sub>1</sub>	13.33	11.67	25.00	12.50
B <sub>3</sub> A <sub>2</sub>	12.67	13.67	26.33	13.17
B <sub>3</sub> A <sub>3</sub>	12.67	12.67	25.33	12.67
Total	212.33	204.33	416.67	-
Rataan	13.27	12.77	-	13.02

Lampiran 28. Daftar Dwi Kasta Jumlah Daun Kentang (helai) Umur 6 MST

A / B	B <sub>0</sub>	B <sub>1</sub>	B <sub>2</sub>	B <sub>3</sub>	Total	Rataan
A <sub>0</sub>	27.33	22.33	24.67	24.67	99.00	12.38
A <sub>1</sub>	28.00	23.67	27.33	25.00	104.00	13.00
A <sub>2</sub>	27.33	25.33	29.67	26.33	108.67	13.58
A <sub>3</sub>	27.67	27.67	24.33	25.33	105.00	13.13
Total	110.33	99.00	106.00	101.33	416.67	-
Rataan	13.79	12.38	13.25	12.67	-	13.02


Lampiran 29. Daftar Sidik Ragam Jumlah Daun Umur 6 MST

SK	DB	JK	KT	F <sub>hit.</sub>	F <sub>0,05</sub>	F <sub>0,01</sub>
NT	1	5425.35	-	-	-	-
Ulangan	1	2.00	2.00	0.94 <sup>tn</sup>	4.54	8.68
Perlakuan	15	27.76	1.85	0.87 <sup>tn</sup>	2.39	3.48
B	3	9.51	3.17	1.49 <sup>tn</sup>	3.29	5.42
A	3	5.96	1.99	0.93 <sup>tn</sup>	3.29	5.42
B x A	9	12.29	1.37	0.64 <sup>tn</sup>	2.59	3.89
Acak	15	32.00	2.13	-	-	-
Total	32	5487.11	-	-	-	-

KK = 11.22%

Keterangan :

tn = tidak nyata



Lampiran 30. Data Pengamatan Jumlah Daun Kentang (helai)  
Umur 7 Minggu Setelah Tanam (MST)

Perlakuan	Ulangan		Total	Rataan
	I	II		
B <sub>0</sub> A <sub>0</sub>	16.00	16.67	32.67	16.33
B <sub>0</sub> A <sub>1</sub>	15.00	19.00	34.00	17.00
B <sub>0</sub> A <sub>2</sub>	16.00	17.67	33.67	16.83
B <sub>0</sub> A <sub>3</sub>	17.00	15.33	32.33	16.17
B <sub>1</sub> A <sub>0</sub>	15.00	12.33	27.33	13.67
B <sub>1</sub> A <sub>1</sub>	15.33	15.33	30.67	15.33
B <sub>1</sub> A <sub>2</sub>	16.67	15.00	31.67	15.83
B <sub>1</sub> A <sub>3</sub>	16.67	17.33	34.00	17.00
B <sub>2</sub> A <sub>0</sub>	15.67	14.00	29.67	14.83
B <sub>2</sub> A <sub>1</sub>	18.33	14.67	33.00	16.50
B <sub>2</sub> A <sub>2</sub>	16.33	18.00	34.33	17.17
B <sub>2</sub> A <sub>3</sub>	15.67	15.00	30.67	15.33
B <sub>3</sub> A <sub>0</sub>	15.67	15.33	31.00	15.50
B <sub>3</sub> A <sub>1</sub>	17.33	14.67	32.00	16.00
B <sub>3</sub> A <sub>2</sub>	16.33	16.00	32.33	16.17
B <sub>3</sub> A <sub>3</sub>	17.00	16.67	33.67	16.83
Total	260.00	253.00	513.00	-
Rataan	16.25	15.81	-	16.03

Lampiran 31. Daftar Dwi Kasta Jumlah Daun Kentang (helai) Umur 7 MST

A / B	B <sub>0</sub>	B <sub>1</sub>	B <sub>2</sub>	B <sub>3</sub>	Total	Rataan
A <sub>0</sub>	32.67	27.33	29.67	31.00	120.67	15.08
A <sub>1</sub>	34.00	30.67	33.00	32.00	129.67	16.21
A <sub>2</sub>	33.67	31.67	34.33	32.33	132.00	16.50
A <sub>3</sub>	32.33	34.00	30.67	33.67	130.67	16.33
Total	132.67	123.67	127.67	129.00	513.00	-
Rataan	16.58	15.46	15.96	16.13	-	16.03


Lampiran 32. Daftar Sidik Ragam Jumlah Daun Umur 7 MST

SK	DB	JK	KT	F <sub>hit.</sub>	F <sub>0,05</sub>	F <sub>0,01</sub>
NT	1	8224.03	-	-	-	-
Ulangan	1	1.53	1.53	0.82 <sup>tn</sup>	4.54	8.68
Perlakuan	15	26.25	1.75	0.93 <sup>tn</sup>	2.39	3.48
B	3	5.18	1.73	0.92 <sup>tn</sup>	3.29	5.42
A	3	9.93	3.31	1.77 <sup>tn</sup>	3.29	5.42
B x A	9	11.14	1.24	0.66 <sup>tn</sup>	2.59	3.89
Acak	15	28.08	1.87	-	-	-
Total	32	8279.89	-	-	-	-

KK = 8.53%

Keterangan :

tn = tidak nyata



Lampiran 33. Data Pengamatan Jumlah Daun Kentang (helai)

Umur 8 Minggu Setelah Tanam (MST)

Perlakuan	Ulangan		Total	Rataan
	I	II		
B <sub>0</sub> A <sub>0</sub>	18.33	18.67	37.00	18.50
B <sub>0</sub> A <sub>1</sub>	17.67	21.67	39.33	19.67
B <sub>0</sub> A <sub>2</sub>	19.33	20.33	39.67	19.83
B <sub>0</sub> A <sub>3</sub>	19.67	19.00	38.67	19.33
B <sub>1</sub> A <sub>0</sub>	17.33	16.33	33.67	16.83
B <sub>1</sub> A <sub>1</sub>	19.67	18.67	38.33	19.17
B <sub>1</sub> A <sub>2</sub>	19.00	18.33	37.33	18.67
B <sub>1</sub> A <sub>3</sub>	20.00	20.00	40.00	20.00
B <sub>2</sub> A <sub>0</sub>	18.00	17.67	35.67	17.83
B <sub>2</sub> A <sub>1</sub>	20.67	19.00	39.67	19.83
B <sub>2</sub> A <sub>2</sub>	19.33	20.33	39.67	19.83
B <sub>2</sub> A <sub>3</sub>	18.67	19.33	38.00	19.00
B <sub>3</sub> A <sub>0</sub>	17.67	18.33	36.00	18.00
B <sub>3</sub> A <sub>1</sub>	19.33	18.33	37.67	18.83
B <sub>3</sub> A <sub>2</sub>	19.67	18.67	38.33	19.17
B <sub>3</sub> A <sub>3</sub>	19.33	18.67	38.00	19.00
Total	303.67	303.33	607.00	-
Rataan	18.98	18.96	-	18.97

Lampiran 34. Daftar Dwi Kasta Jumlah Daun Kentang (helai) Umur 8 MST

A / B	B <sub>0</sub>	B <sub>1</sub>	B <sub>2</sub>	B <sub>3</sub>	Total	Rataan
A <sub>0</sub>	37.00	33.67	35.67	36.00	142.33	17.79
A <sub>1</sub>	39.33	38.33	39.67	37.67	155.00	19.38
A <sub>2</sub>	39.67	37.33	39.67	38.33	155.00	19.38
A <sub>3</sub>	38.67	40.00	38.00	38.00	154.67	19.33
Total	154.67	149.33	153.00	150.00	607.00	-
Rataan	19.33	18.67	19.13	18.75	-	18.97

Lampiran 35. Daftar Sidik Ragam Jumlah Daun Umur 8 MST

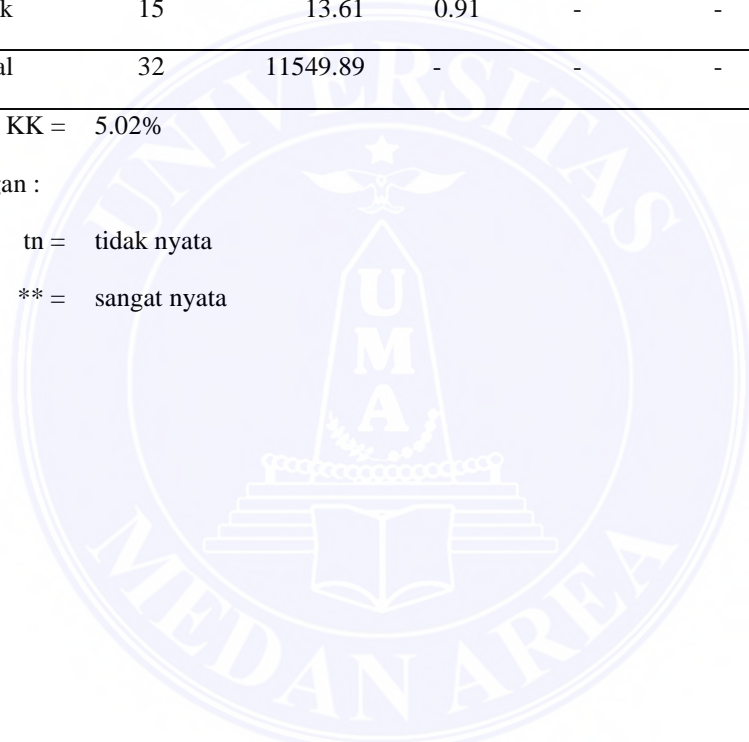
SK	DB	JK	KT	F <sub>hit.</sub>	F <sub>0,05</sub>	F <sub>0,01</sub>
NT	1	11514.03	-	-	-	-
Ulangan	1	0.00	0.00	0.00 <sup>tn</sup>	4.54	8.68
Perlakuan	15	22.25	1.48	1.63 <sup>tn</sup>	2.39	3.48
B	3	2.37	0.79	0.87 <sup>tn</sup>	3.29	5.42
A	3	14.79	4.93	5.43 <sup>**</sup>	3.29	5.42
B x A	9	5.09	0.57	0.62 <sup>tn</sup>	2.59	3.89
Acak	15	13.61	0.91	-	-	-
Total	32	11549.89	-	-	-	-

KK = 5.02%

Keterangan :

tn = tidak nyata

\*\* = sangat nyata



Lampiran 36. Data Pengamatan Jumlah Daun Kentang (helai)

Umur 9 Minggu Setelah Tanam (MST)

Perlakuan	Ulangan		Total	Rataan
	I	II		
B <sub>0</sub> A <sub>0</sub>	21.00	21.00	42.00	21.00
B <sub>0</sub> A <sub>1</sub>	20.00	23.33	43.33	21.67
B <sub>0</sub> A <sub>2</sub>	21.33	22.33	43.67	21.83
B <sub>0</sub> A <sub>3</sub>	21.67	20.67	42.33	21.17
B <sub>1</sub> A <sub>0</sub>	19.00	19.00	38.00	19.00
B <sub>1</sub> A <sub>1</sub>	21.33	20.67	42.00	21.00
B <sub>1</sub> A <sub>2</sub>	20.67	20.67	41.33	20.67
B <sub>1</sub> A <sub>3</sub>	22.33	22.33	44.67	22.33
B <sub>2</sub> A <sub>0</sub>	20.33	48.17	68.50	34.25
B <sub>2</sub> A <sub>1</sub>	23.00	21.00	44.00	22.00
B <sub>2</sub> A <sub>2</sub>	21.00	22.33	43.33	21.67
B <sub>2</sub> A <sub>3</sub>	20.67	21.00	41.67	20.83
B <sub>3</sub> A <sub>0</sub>	19.00	21.33	40.33	20.17
B <sub>3</sub> A <sub>1</sub>	21.33	20.33	41.67	20.83
B <sub>3</sub> A <sub>2</sub>	21.67	21.00	42.67	21.33
B <sub>3</sub> A <sub>3</sub>	22.00	21.00	43.00	21.50
Total	336.33	366.17	702.50	-
Rataan	21.02	22.89	-	21.95

Lampiran 37. Daftar Dwi Kasta Jumlah Daun Kentang (helai) Umur 9 MST

A / B	B <sub>0</sub>	B <sub>1</sub>	B <sub>2</sub>	B <sub>3</sub>	Total	Rataan
A <sub>0</sub>	42.00	38.00	68.50	40.33	188.83	23.60
A <sub>1</sub>	43.33	42.00	44.00	41.67	171.00	21.38
A <sub>2</sub>	43.67	41.33	43.33	42.67	171.00	21.38
A <sub>3</sub>	42.33	44.67	41.67	43.00	171.67	21.46
Total	171.33	166.00	197.50	167.67	702.50	-
Rataan	21.42	20.75	24.69	20.96	-	21.95




Lampiran 38. Daftar Sidik Ragam Jumlah Daun Umur 9 MST

SK	DB	JK	KT	F <sub>hit.</sub>	F <sub>0,05</sub>	F <sub>0,01</sub>
NT	1	15422.07	-	-	-	-
Ulangan	1	27.81	27.81	1.12 <sup>tn</sup>	4.54	8.68
Perlakuan	15	341.28	22.75	0.91 <sup>tn</sup>	2.39	3.48
B	3	81.61	27.20	1.09 <sup>tn</sup>	3.29	5.42
A	3	29.11	9.70	0.39 <sup>tn</sup>	3.29	5.42
B x A	9	230.55	25.62	1.03 <sup>tn</sup>	2.59	3.89
Acak	15	373.20	24.88	-	-	-
Total	32	16164.36	-	-	-	-

KK = 22.72%

Keterangan :

tn = tidak nyata



Lampiran 39. Data Pengamatan Jumlah Anakan Kentang  
Umur 4 Minggu Setelah Tanam (MST)

Perlakuan	Ulangan		Total	Rataan
	I	II		
B <sub>0</sub> A <sub>0</sub>	1.67	1.67	3.33	1.67
B <sub>0</sub> A <sub>1</sub>	1.00	1.67	2.67	1.33
B <sub>0</sub> A <sub>2</sub>	1.33	1.00	2.33	1.17
B <sub>0</sub> A <sub>3</sub>	1.33	1.33	2.67	1.33
B <sub>1</sub> A <sub>0</sub>	1.00	2.00	3.00	1.50
B <sub>1</sub> A <sub>1</sub>	1.67	1.67	3.33	1.67
B <sub>1</sub> A <sub>2</sub>	1.00	3.67	4.67	2.33
B <sub>1</sub> A <sub>3</sub>	1.33	2.33	3.67	1.83
B <sub>2</sub> A <sub>0</sub>	1.00	1.67	2.67	1.33
B <sub>2</sub> A <sub>1</sub>	1.67	2.33	4.00	2.00
B <sub>2</sub> A <sub>2</sub>	1.00	2.00	3.00	1.50
B <sub>2</sub> A <sub>3</sub>	1.33	1.67	3.00	1.50
B <sub>3</sub> A <sub>0</sub>	1.67	2.00	3.67	1.83
B <sub>3</sub> A <sub>1</sub>	1.33	1.33	2.67	1.33
B <sub>3</sub> A <sub>2</sub>	2.00	1.00	3.00	1.50
B <sub>3</sub> A <sub>3</sub>	1.67	1.67	3.33	1.67
Total	22.00	29.00	51.00	-
Rataan	1.38	1.81	-	1.59

Lampiran 40. Daftar Dwi Kasta Jumlah Anakan Kentang Umur 4 MST

A / B	B <sub>0</sub>	B <sub>1</sub>	B <sub>2</sub>	B <sub>3</sub>	Total	Rataan
A <sub>0</sub>	3.33	3.00	2.67	3.67	12.67	1.58
A <sub>1</sub>	2.67	3.33	4.00	2.67	12.67	1.58
A <sub>2</sub>	2.33	4.67	3.00	3.00	13.00	1.63
A <sub>3</sub>	2.67	3.67	3.00	3.33	12.67	1.58
Total	11.00	14.67	12.67	12.67	51.00	-
Rataan	1.38	1.83	1.58	1.58	-	1.59

Lampiran 41. Daftar Sidik Ragam Jumlah Anakan Umur 4 MST


SK	DB	JK	KT	F <sub>hit.</sub>	F <sub>0,05</sub>	F <sub>0,01</sub>
NT	1	81.28	-	-	-	-
Ulangan	1	1.53	1.53	4.73 *	4.54	8.68
Perlakuan	15	2.66	0.18	0.55 <sup>tn</sup>	2.39	3.48
B	3	0.84	0.28	0.87 <sup>tn</sup>	3.29	5.42
A	3	0.01	0.00	0.01 <sup>tn</sup>	3.29	5.42
B x A	9	1.81	0.20	0.62 <sup>tn</sup>	2.59	3.89
Acak	15	4.86	0.32	-	-	-
Total	32	90.33	-	-	-	-

KK = 35.71%

Keterangan :

tn = tidak nyata

\* = nyata



Lampiran 42. Data Pengamatan Jumlah Anakan Kentang  
Umur 5 Minggu Setelah Tanam (MST)

Perlakuan	Ulangan		Total	Rataan
	I	II		
B <sub>0</sub> A <sub>0</sub>	1.67	1.67	3.33	1.67
B <sub>0</sub> A <sub>1</sub>	1.00	1.67	2.67	1.33
B <sub>0</sub> A <sub>2</sub>	1.33	1.00	2.33	1.17
B <sub>0</sub> A <sub>3</sub>	1.33	1.33	2.67	1.33
B <sub>1</sub> A <sub>0</sub>	1.00	2.00	3.00	1.50
B <sub>1</sub> A <sub>1</sub>	2.00	1.67	3.67	1.83
B <sub>1</sub> A <sub>2</sub>	1.33	3.67	5.00	2.50
B <sub>1</sub> A <sub>3</sub>	1.33	2.33	3.67	1.83
B <sub>2</sub> A <sub>0</sub>	1.00	1.67	2.67	1.33
B <sub>2</sub> A <sub>1</sub>	1.67	2.33	4.00	2.00
B <sub>2</sub> A <sub>2</sub>	1.00	2.00	3.00	1.50
B <sub>2</sub> A <sub>3</sub>	1.33	1.67	3.00	1.50
B <sub>3</sub> A <sub>0</sub>	1.67	2.33	4.00	2.00
B <sub>3</sub> A <sub>1</sub>	1.33	1.33	2.67	1.33
B <sub>3</sub> A <sub>2</sub>	2.00	1.00	3.00	1.50
B <sub>3</sub> A <sub>3</sub>	1.67	1.67	3.33	1.67
Total	22.67	29.33	52.00	-
Rataan	1.42	1.83	-	1.63

Lampiran 43. Daftar Dwi Kasta Jumlah Anakan Kentang Umur 5 MST

A / B	B <sub>0</sub>	B <sub>1</sub>	B <sub>2</sub>	B <sub>3</sub>	Total	Rataan
A <sub>0</sub>	3.33	3.00	2.67	4.00	13.00	1.63
A <sub>1</sub>	2.67	3.67	4.00	2.67	13.00	1.63
A <sub>2</sub>	2.33	5.00	3.00	3.00	13.33	1.67
A <sub>3</sub>	2.67	3.67	3.00	3.33	12.67	1.58
Total	11.00	15.33	12.67	13.00	52.00	-
Rataan	1.38	1.92	1.58	1.63	-	1.63

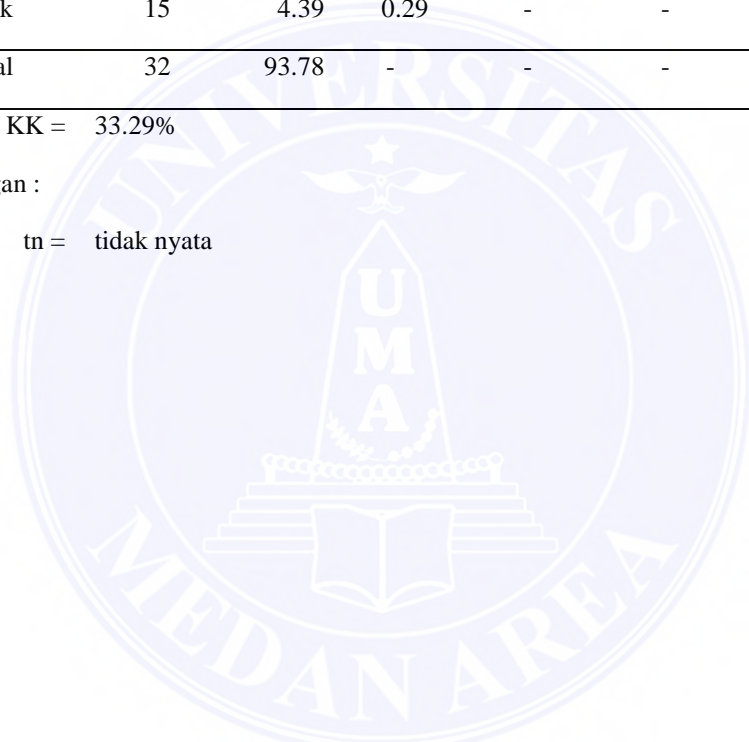
Lampiran 44. Daftar Sidik Ragam Jumlah Anakan Umur 5 MST

SK	DB	JK	KT	F <sub>hit.</sub>	F <sub>0,05</sub>	F <sub>0,01</sub>
NT	1	84.50	-	-	-	-
Ulangan	1	1.39	1.39	4.75 *	4.54	8.68
Perlakuan	15	3.50	0.23	0.80 <sup>tn</sup>	2.39	3.48
B	3	1.19	0.40	1.36 <sup>tn</sup>	3.29	5.42
A	3	0.03	0.01	0.03 <sup>tn</sup>	3.29	5.42
B x A	9	2.28	0.25	0.86 <sup>tn</sup>	2.59	3.89
Acak	15	4.39	0.29	-	-	-
Total	32	93.78	-	-	-	-

KK = 33.29%

Keterangan :

tn = tidak nyata



Lampiran 45. Data Pengamatan Jumlah Anakan Kentang  
Umur 6 Minggu Setelah Tanam (MST)

Perlakuan	Ulangan		Total	Rataan
	I	II		
B <sub>0</sub> A <sub>0</sub>	1.67	1.67	3.33	1.67
B <sub>0</sub> A <sub>1</sub>	1.00	1.67	2.67	1.33
B <sub>0</sub> A <sub>2</sub>	1.33	1.00	2.33	1.17
B <sub>0</sub> A <sub>3</sub>	1.33	1.33	2.67	1.33
B <sub>1</sub> A <sub>0</sub>	1.00	2.00	3.00	1.50
B <sub>1</sub> A <sub>1</sub>	2.00	1.67	3.67	1.83
B <sub>1</sub> A <sub>2</sub>	1.00	3.67	4.67	2.33
B <sub>1</sub> A <sub>3</sub>	1.33	2.33	3.67	1.83
B <sub>2</sub> A <sub>0</sub>	1.00	1.67	2.67	1.33
B <sub>2</sub> A <sub>1</sub>	1.67	2.33	4.00	2.00
B <sub>2</sub> A <sub>2</sub>	1.00	2.00	3.00	1.50
B <sub>2</sub> A <sub>3</sub>	1.33	2.00	3.33	1.67
B <sub>3</sub> A <sub>0</sub>	1.33	2.33	3.67	1.83
B <sub>3</sub> A <sub>1</sub>	1.33	1.33	2.67	1.33
B <sub>3</sub> A <sub>2</sub>	2.00	1.00	3.00	1.50
B <sub>3</sub> A <sub>3</sub>	1.67	1.67	3.33	1.67
Total	22.00	29.67	51.67	-
Rataan	1.38	1.85	-	1.61

Lampiran 46. Daftar Dwi Kasta Jumlah Anakan Kentang Umur 6 MST

A / B	B <sub>0</sub>	B <sub>1</sub>	B <sub>2</sub>	B <sub>3</sub>	Total	Rataan
A <sub>0</sub>	3.33	3.00	2.67	3.67	12.67	1.58
A <sub>1</sub>	2.67	3.67	4.00	2.67	13.00	1.63
A <sub>2</sub>	2.33	4.67	3.00	3.00	13.00	1.63
A <sub>3</sub>	2.67	3.67	3.33	3.33	13.00	1.63
Total	11.00	15.00	13.00	12.67	51.67	-
Rataan	1.38	1.88	1.63	1.58	-	1.61

Lampiran 47. Daftar Sidik Ragam Jumlah Anakan Umur 6 MST


SK	DB	JK	KT	F <sub>hit.</sub>	F <sub>0,05</sub>	F <sub>0,01</sub>
NT	1	83.42	-	-	-	-
Ulangan	1	1.84	1.84	5.28 *	4.54	8.68
Perlakuan	15	2.75	0.18	0.53 <sup>tn</sup>	2.39	3.48
B	3	1.01	0.34	0.97 <sup>tn</sup>	3.29	5.42
A	3	0.01	0.00	0.01 <sup>tn</sup>	3.29	5.42
B x A	9	1.73	0.19	0.55 <sup>tn</sup>	2.59	3.89
Acak	15	5.22	0.35	-	-	-
Total	32	93.22	-	-	-	-

KK = 36.53%

Keterangan :

tn = tidak nyata

\* = nyata



Lampiran 48. Data Pengamatan Jumlah Anakan Kentang  
Umur 7 Minggu Setelah Tanam (MST)

Perlakuan	Ulangan		Total	Rataan
	I	II		
B <sub>0</sub> A <sub>0</sub>	1.67	1.67	3.33	1.67
B <sub>0</sub> A <sub>1</sub>	1.00	1.67	2.67	1.33
B <sub>0</sub> A <sub>2</sub>	1.33	1.00	2.33	1.17
B <sub>0</sub> A <sub>3</sub>	1.33	1.33	2.67	1.33
B <sub>1</sub> A <sub>0</sub>	1.00	2.00	3.00	1.50
B <sub>1</sub> A <sub>1</sub>	2.00	2.00	4.00	2.00
B <sub>1</sub> A <sub>2</sub>	1.00	2.00	3.00	1.50
B <sub>1</sub> A <sub>3</sub>	1.33	2.00	3.33	1.67
B <sub>2</sub> A <sub>0</sub>	1.00	1.67	2.67	1.33
B <sub>2</sub> A <sub>1</sub>	1.67	2.00	3.67	1.83
B <sub>2</sub> A <sub>2</sub>	1.00	2.00	3.00	1.50
B <sub>2</sub> A <sub>3</sub>	1.33	1.67	3.00	1.50
B <sub>3</sub> A <sub>0</sub>	1.67	2.00	3.67	1.83
B <sub>3</sub> A <sub>1</sub>	1.33	1.33	2.67	1.33
B <sub>3</sub> A <sub>2</sub>	2.00	1.33	3.33	1.67
B <sub>3</sub> A <sub>3</sub>	1.67	2.33	4.00	2.00
Total	22.33	28.00	50.33	-
Rataan	1.40	1.75	-	1.57

Lampiran 49. Daftar Dwi Kasta Jumlah Anakan Kentang Umur 7 MST

A / B	B <sub>0</sub>	B <sub>1</sub>	B <sub>2</sub>	B <sub>3</sub>	Total	Rataan
A <sub>0</sub>	3.33	3.00	2.67	3.67	12.67	1.58
A <sub>1</sub>	2.67	4.00	3.67	2.67	13.00	1.63
A <sub>2</sub>	2.33	3.00	3.00	3.33	11.67	1.46
A <sub>3</sub>	2.67	3.33	3.00	4.00	13.00	1.63
Total	11.00	13.33	12.33	13.67	50.33	-
Rataan	1.38	1.67	1.54	1.71	-	1.57



Lampiran 50. Daftar Sidik Ragam Jumlah Anakan Umur 7 MST

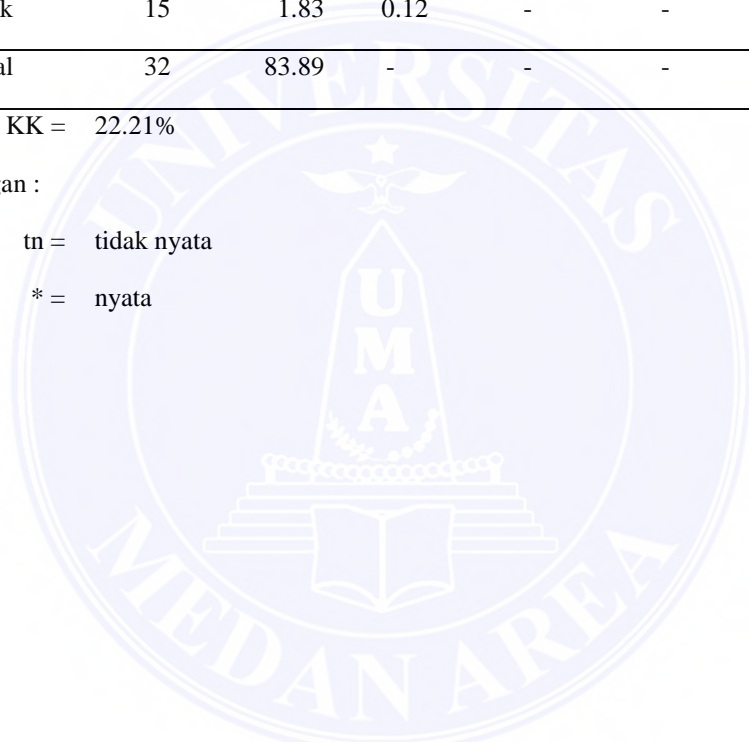
SK	DB	JK	KT	F <sub>hit.</sub>	F <sub>0,05</sub>	F <sub>0,01</sub>
NT	1	79.17	-	-	-	-
Ulangan	1	1.00	1.00	8.23 *	4.54	8.68
Perlakuan	15	1.89	0.13	1.03 <sup>tn</sup>	2.39	3.48
B	3	0.54	0.18	1.47 <sup>tn</sup>	3.29	5.42
A	3	0.15	0.05	0.41 <sup>tn</sup>	3.29	5.42
B x A	9	1.20	0.13	1.09 <sup>tn</sup>	2.59	3.89
Acak	15	1.83	0.12	-	-	-
Total	32	83.89	-	-	-	-

KK = 22.21%

Keterangan :

tn = tidak nyata

\* = nyata



Lampiran 51. Data Pengamatan Jumlah Anakan Kentang  
Umur 8 Minggu Setelah Tanam (MST)

Perlakuan	Ulangan		Total	Rataan
	I	II		
B <sub>0</sub> A <sub>0</sub>	1.67	1.67	3.33	1.67
B <sub>0</sub> A <sub>1</sub>	1.00	1.67	2.67	1.33
B <sub>0</sub> A <sub>2</sub>	1.33	1.00	2.33	1.17
B <sub>0</sub> A <sub>3</sub>	1.33	1.67	3.00	1.50
B <sub>1</sub> A <sub>0</sub>	1.00	2.00	3.00	1.50
B <sub>1</sub> A <sub>1</sub>	2.00	1.67	3.67	1.83
B <sub>1</sub> A <sub>2</sub>	1.00	3.67	4.67	2.33
B <sub>1</sub> A <sub>3</sub>	1.33	2.33	3.67	1.83
B <sub>2</sub> A <sub>0</sub>	1.00	1.67	2.67	1.33
B <sub>2</sub> A <sub>1</sub>	1.67	2.33	4.00	2.00
B <sub>2</sub> A <sub>2</sub>	1.00	2.00	3.00	1.50
B <sub>2</sub> A <sub>3</sub>	1.33	1.67	3.00	1.50
B <sub>3</sub> A <sub>0</sub>	1.67	2.00	3.67	1.83
B <sub>3</sub> A <sub>1</sub>	1.33	1.33	2.67	1.33
B <sub>3</sub> A <sub>2</sub>	2.00	1.00	3.00	1.50
B <sub>3</sub> A <sub>3</sub>	1.67	1.67	3.33	1.67
Total	22.33	29.33	51.67	-
Rataan	1.40	1.83	-	1.61

Lampiran 52. Daftar Dwi Kasta Jumlah Anakan Kentang Umur 8 MST

A / B	B <sub>0</sub>	B <sub>1</sub>	B <sub>2</sub>	B <sub>3</sub>	Total	Rataan
A <sub>0</sub>	3.33	3.00	2.67	3.67	12.67	1.58
A <sub>1</sub>	2.67	3.67	4.00	2.67	13.00	1.63
A <sub>2</sub>	2.33	4.67	3.00	3.00	13.00	1.63
A <sub>3</sub>	3.00	3.67	3.00	3.33	13.00	1.63
Total	11.33	15.00	12.67	12.67	51.67	-
Rataan	1.42	1.88	1.58	1.58	-	1.61

Lampiran 53. Daftar Sidik Ragam Jumlah Anakan Umur 8 MST

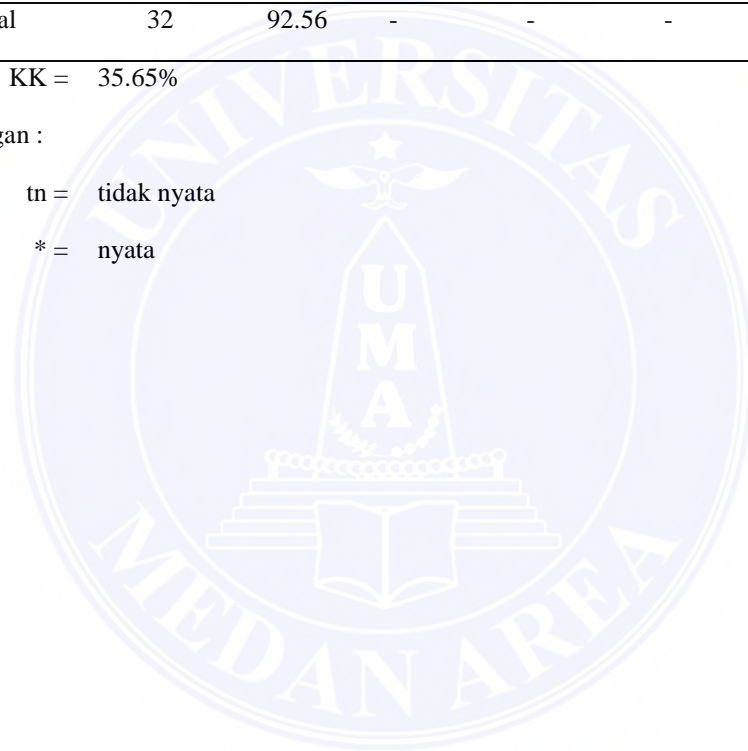
SK	DB	JK	KT	F <sub>hit.</sub>	F <sub>0,05</sub>	F <sub>0,01</sub>
NT	1	83.42	-	-	-	-
Ulangan	1	1.53	1.53	4.62 *	4.54	8.68
Perlakuan	15	2.64	0.18	0.53 <sup>tn</sup>	2.39	3.48
B	3	0.87	0.29	0.88 <sup>tn</sup>	3.29	5.42
A	3	0.01	0.00	0.01 <sup>tn</sup>	3.29	5.42
B x A	9	1.75	0.19	0.59 <sup>tn</sup>	2.59	3.89
Acak	15	4.97	0.33	-	-	-
Total	32	92.56	-	-	-	-

KK = 35.65%

Keterangan :

tn = tidak nyata

\* = nyata



Lampiran 54. Data Pengamatan Jumlah Anakan Kentang  
Umur 9 Minggu Setelah Tanam (MST)

Perlakuan	Ulangan		Total	Rataan
	I	II		
B <sub>0</sub> A <sub>0</sub>	1.67	1.67	3.33	1.67
B <sub>0</sub> A <sub>1</sub>	1.00	1.67	2.67	1.33
B <sub>0</sub> A <sub>2</sub>	1.33	1.33	2.67	1.33
B <sub>0</sub> A <sub>3</sub>	1.33	1.67	3.00	1.50
B <sub>1</sub> A <sub>0</sub>	1.00	2.00	3.00	1.50
B <sub>1</sub> A <sub>1</sub>	2.00	1.67	3.67	1.83
B <sub>1</sub> A <sub>2</sub>	1.00	3.67	4.67	2.33
B <sub>1</sub> A <sub>3</sub>	1.33	2.33	3.67	1.83
B <sub>2</sub> A <sub>0</sub>	1.00	1.67	2.67	1.33
B <sub>2</sub> A <sub>1</sub>	1.67	2.33	4.00	2.00
B <sub>2</sub> A <sub>2</sub>	1.00	2.00	3.00	1.50
B <sub>2</sub> A <sub>3</sub>	1.33	1.67	3.00	1.50
B <sub>3</sub> A <sub>0</sub>	1.33	2.00	3.33	1.67
B <sub>3</sub> A <sub>1</sub>	1.33	1.33	2.67	1.33
B <sub>3</sub> A <sub>2</sub>	2.00	1.00	3.00	1.50
B <sub>3</sub> A <sub>3</sub>	1.67	1.67	3.33	1.67
Total	22.00	29.67	51.67	-
Rataan	1.38	1.85	-	1.61

Lampiran 55. Daftar Dwi Kasta Jumlah Anakan Kentang Umur 9 MST

A / B	B <sub>0</sub>	B <sub>1</sub>	B <sub>2</sub>	B <sub>3</sub>	Total	Rataan
A <sub>0</sub>	3.33	3.00	2.67	3.33	12.33	1.54
A <sub>1</sub>	2.67	3.67	4.00	2.67	13.00	1.63
A <sub>2</sub>	2.67	4.67	3.00	3.00	13.33	1.67
A <sub>3</sub>	3.00	3.67	3.00	3.33	13.00	1.63
Total	11.67	15.00	12.67	12.33	51.67	-
Rataan	1.46	1.88	1.58	1.54	-	1.61

Lampiran 56. Daftar Sidik Ragam Jumlah Anakan Umur 9 MST


SK	DB	JK	KT	F <sub>hit.</sub>	F <sub>0,05</sub>	F <sub>0,01</sub>
NT	1	83.42	-	-	-	-
Ulangan	1	1.84	1.84	5.77 *	4.54	8.68
Perlakuan	15	2.30	0.15	0.48 <sup>tn</sup>	2.39	3.48
B	3	0.79	0.26	0.83 <sup>tn</sup>	3.29	5.42
A	3	0.07	0.02	0.07 <sup>tn</sup>	3.29	5.42
B x A	9	1.45	0.16	0.51 <sup>tn</sup>	2.59	3.89
Acak	15	4.77	0.32	-	-	-
Total	32	92.33	-	-	-	-

KK = 34.94%

Keterangan :

tn = tidak nyata

\* = nyata



Lampiran 57. Data Pengamatan Diameter Batang (mm)  
Umur 4 Minggu Setelah Tanam (MST)

Perlakuan	Ulangan		Total	Rataan
	I	II		
B <sub>0</sub> A <sub>0</sub>	0.37	0.40	0.77	0.38
B <sub>0</sub> A <sub>1</sub>	0.30	0.43	0.73	0.37
B <sub>0</sub> A <sub>2</sub>	0.50	0.27	0.77	0.38
B <sub>0</sub> A <sub>3</sub>	0.47	0.40	0.87	0.43
B <sub>1</sub> A <sub>0</sub>	0.53	0.23	0.77	0.38
B <sub>1</sub> A <sub>1</sub>	0.50	0.27	0.77	0.38
B <sub>1</sub> A <sub>2</sub>	0.37	0.27	0.63	0.32
B <sub>1</sub> A <sub>3</sub>	0.53	0.33	0.87	0.43
B <sub>2</sub> A <sub>0</sub>	0.47	0.27	0.73	0.37
B <sub>2</sub> A <sub>1</sub>	0.57	0.27	0.83	0.42
B <sub>2</sub> A <sub>2</sub>	0.47	0.37	0.83	0.42
B <sub>2</sub> A <sub>3</sub>	0.43	0.30	0.73	0.37
B <sub>3</sub> A <sub>0</sub>	0.37	0.27	0.63	0.32
B <sub>3</sub> A <sub>1</sub>	0.43	0.33	0.77	0.38
B <sub>3</sub> A <sub>2</sub>	0.30	0.43	0.73	0.37
B <sub>3</sub> A <sub>3</sub>	0.43	0.33	0.77	0.38
Total	7.03	5.17	12.20	-
Rataan	0.44	0.32	-	0.38

Lampiran 58. Daftar Dwi Kasta Diameter Batang (mm) Umur 4 MST

A / B	B <sub>0</sub>	B <sub>1</sub>	B <sub>2</sub>	B <sub>3</sub>	Total	Rataan
A <sub>0</sub>	0.77	0.77	0.73	0.63	2.90	0.36
A <sub>1</sub>	0.73	0.77	0.83	0.77	3.10	0.39
A <sub>2</sub>	0.77	0.63	0.83	0.73	2.97	0.37
A <sub>3</sub>	0.87	0.87	0.73	0.77	3.23	0.40
Total	3.13	3.03	3.13	2.90	12.20	-
Rataan	0.39	0.38	0.39	0.36	-	0.38

Lampiran 59. Daftar Sidik Ragam Diameter Batang Umur 4 MST

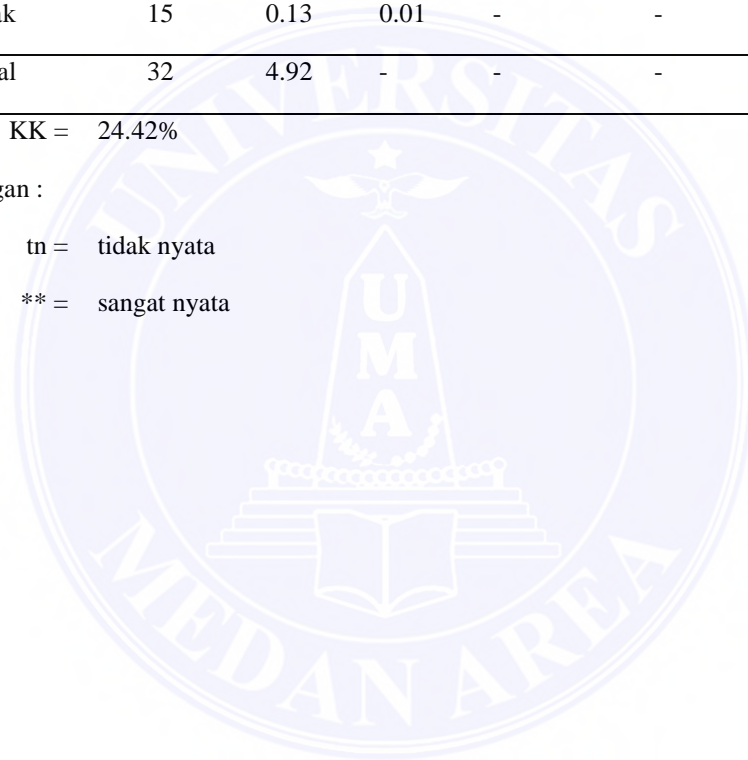
SK	DB	JK	KT	F <sub>hit.</sub>	F <sub>0,05</sub>	F <sub>0,01</sub>
NT	1	4.65	-	-	-	-
Ulangan	1	0.11	0.11	12.56 **	4.54	8.68
Perlakuan	15	0.03	0.00	0.26 <sup>tn</sup>	2.39	3.48
B	3	0.00	0.00	0.18 <sup>tn</sup>	3.29	5.42
A	3	0.01	0.00	0.32 <sup>tn</sup>	3.29	5.42
B x A	9	0.02	0.00	0.28 <sup>tn</sup>	2.59	3.89
Acak	15	0.13	0.01	-	-	-
Total	32	4.92	-	-	-	-

KK = 24.42%

Keterangan :

tn = tidak nyata

\*\* = sangat nyata



Lampiran 60. Data Pengamatan Diameter Batang (mm)

Umur 5 Minggu Setelah Tanam (MST)

Perlakuan	Ulangan		Total	Rataan
	I	II		
B <sub>0</sub> A <sub>0</sub>	0.43	0.53	0.97	0.48
B <sub>0</sub> A <sub>1</sub>	0.53	0.73	1.27	0.63
B <sub>0</sub> A <sub>2</sub>	0.57	0.60	1.17	0.58
B <sub>0</sub> A <sub>3</sub>	0.63	0.50	1.13	0.57
B <sub>1</sub> A <sub>0</sub>	0.63	0.33	0.97	0.48
B <sub>1</sub> A <sub>1</sub>	0.70	0.40	1.10	0.55
B <sub>1</sub> A <sub>2</sub>	0.50	0.27	0.77	0.38
B <sub>1</sub> A <sub>3</sub>	0.63	0.47	1.10	0.55
B <sub>2</sub> A <sub>0</sub>	0.60	0.43	1.03	0.52
B <sub>2</sub> A <sub>1</sub>	0.57	0.37	0.93	0.47
B <sub>2</sub> A <sub>2</sub>	0.60	0.70	1.30	0.65
B <sub>2</sub> A <sub>3</sub>	0.53	0.43	0.97	0.48
B <sub>3</sub> A <sub>0</sub>	0.47	0.33	0.80	0.40
B <sub>3</sub> A <sub>1</sub>	0.63	0.50	1.13	0.57
B <sub>3</sub> A <sub>2</sub>	0.43	0.60	1.03	0.52
B <sub>3</sub> A <sub>3</sub>	0.47	0.50	0.97	0.48
Total	8.93	7.70	16.63	-
Rataan	0.56	0.48	-	0.52

Lampiran 61. Daftar Dwi Kasta Diameter Batang (mm) Umur 5 MST

A / B	B <sub>0</sub>	B <sub>1</sub>	B <sub>2</sub>	B <sub>3</sub>	Total	Rataan
A <sub>0</sub>	0.97	0.97	1.03	0.80	3.77	0.47
A <sub>1</sub>	1.27	1.10	0.93	1.13	4.43	0.55
A <sub>2</sub>	1.17	0.77	1.30	1.03	4.27	0.53
A <sub>3</sub>	1.13	1.10	0.97	0.97	4.17	0.52
Total	4.53	3.93	4.23	3.93	16.63	-
Rataan	0.57	0.49	0.53	0.49	-	0.52



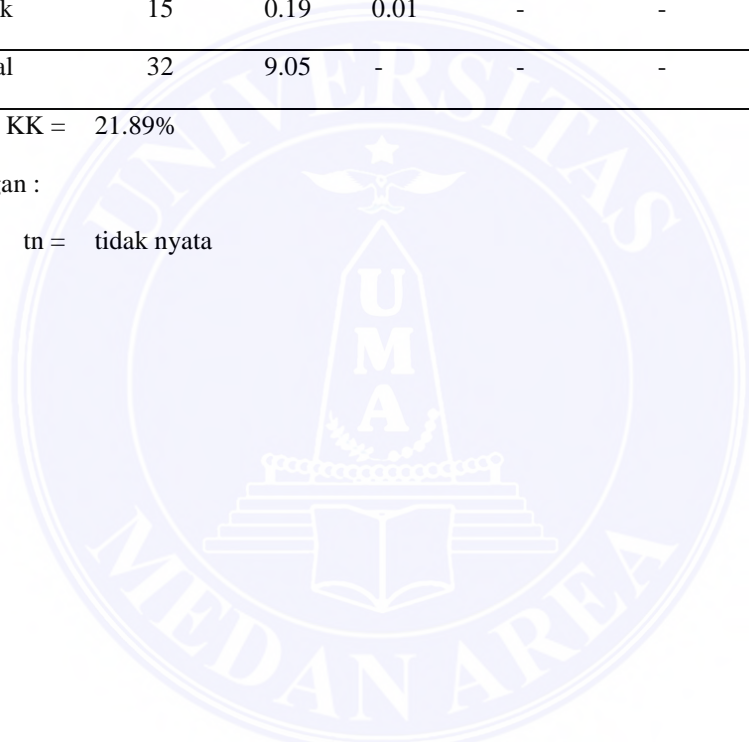
Lampiran 62. Daftar Sidik Ragam Diameter Batang Umur 5 MST

SK	DB	JK	KT	F <sub>hit.</sub>	F <sub>0,05</sub>	F <sub>0,01</sub>
NT	1	8.65	-	-	-	-
Ulangan	1	0.05	0.05	3.67 <sup>tn</sup>	4.54	8.68
Perlakuan	15	0.16	0.01	0.84 <sup>tn</sup>	2.39	3.48
B	3	0.03	0.01	0.80 <sup>tn</sup>	3.29	5.42
A	3	0.03	0.01	0.78 <sup>tn</sup>	3.29	5.42
B x A	9	0.10	0.01	0.87 <sup>tn</sup>	2.59	3.89
Acak	15	0.19	0.01	-	-	-
Total	32	9.05	-	-	-	-

KK = 21.89%

Keterangan :

tn = tidak nyata



Lampiran 63. Data Pengamatan Diameter Batang (mm)  
Umur 6 Minggu Setelah Tanam (MST)

Perlakuan	Ulangan		Total	Rataan
	I	II		
B <sub>0</sub> A <sub>0</sub>	0.53	0.63	1.17	0.58
B <sub>0</sub> A <sub>1</sub>	0.63	0.90	1.53	0.77
B <sub>0</sub> A <sub>2</sub>	0.73	0.77	1.50	0.75
B <sub>0</sub> A <sub>3</sub>	0.73	0.60	1.33	0.67
B <sub>1</sub> A <sub>0</sub>	0.73	0.40	1.13	0.57
B <sub>1</sub> A <sub>1</sub>	0.73	0.67	1.40	0.70
B <sub>1</sub> A <sub>2</sub>	0.70	0.53	1.23	0.62
B <sub>1</sub> A <sub>3</sub>	0.80	5.13	5.93	2.97
B <sub>2</sub> A <sub>0</sub>	0.67	0.57	1.23	0.62
B <sub>2</sub> A <sub>1</sub>	0.80	0.53	1.33	0.67
B <sub>2</sub> A <sub>2</sub>	0.77	0.73	1.50	0.75
B <sub>2</sub> A <sub>3</sub>	0.77	0.67	1.43	0.72
B <sub>3</sub> A <sub>0</sub>	0.60	0.47	1.07	0.53
B <sub>3</sub> A <sub>1</sub>	0.67	0.63	1.30	0.65
B <sub>3</sub> A <sub>2</sub>	0.57	0.83	1.40	0.70
B <sub>3</sub> A <sub>3</sub>	0.70	0.63	1.33	0.67
Total	11.13	14.70	25.83	-
Rataan	0.70	0.92	-	0.81

Lampiran 64. Daftar Dwi Kasta Diameter Batang (mm) Umur 6 MST

A / B	B <sub>0</sub>	B <sub>1</sub>	B <sub>2</sub>	B <sub>3</sub>	Total	Rataan
A <sub>0</sub>	1.17	1.13	1.23	1.07	4.60	0.58
A <sub>1</sub>	1.53	1.40	1.33	1.30	5.57	0.70
A <sub>2</sub>	1.50	1.23	1.50	1.40	5.63	0.70
A <sub>3</sub>	1.33	5.93	1.43	1.33	10.03	1.25
Total	5.53	9.70	5.50	5.10	25.83	-
Rataan	0.69	1.21	0.69	0.64	-	0.81

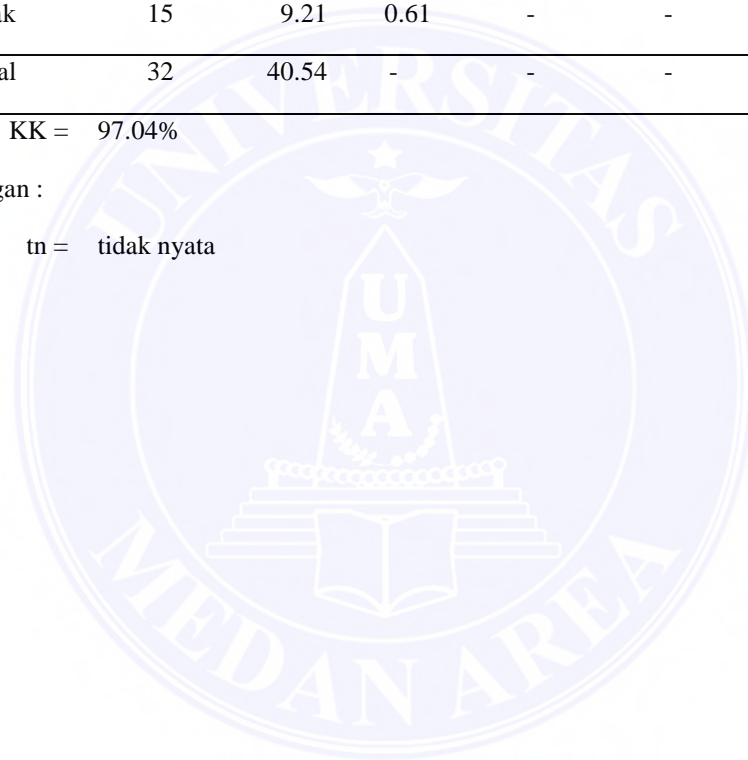
Lampiran 65. Daftar Sidik Ragam Diameter Batang Umur 6 MST

SK	DB	JK	KT	F <sub>hit.</sub>	F <sub>0,05</sub>	F <sub>0,01</sub>
NT	1	20.86	-	-	-	-
Ulangan	1	0.40	0.40	0.65 <sup>tn</sup>	4.54	8.68
Perlakuan	15	10.08	0.67	1.10 <sup>tn</sup>	2.39	3.48
B	3	1.77	0.59	0.96 <sup>tn</sup>	3.29	5.42
A	3	2.21	0.74	1.20 <sup>tn</sup>	3.29	5.42
B x A	9	6.10	0.68	1.11 <sup>tn</sup>	2.59	3.89
Acak	15	9.21	0.61	-	-	-
Total	32	40.54	-	-	-	-

KK = 97.04%

Keterangan :

tn = tidak nyata



Lampiran 66. Data Pengamatan Diameter Batang (mm)  
Umur 7 Minggu Setelah Tanam (MST)

Perlakuan	Ulangan		Total	Rataan
	I	II		
B <sub>0</sub> A <sub>0</sub>	0.60	0.70	1.30	0.65
B <sub>0</sub> A <sub>1</sub>	0.80	1.00	1.80	0.90
B <sub>0</sub> A <sub>2</sub>	0.77	0.83	1.60	0.80
B <sub>0</sub> A <sub>3</sub>	0.77	0.63	1.40	0.70
B <sub>1</sub> A <sub>0</sub>	0.77	0.53	1.30	0.65
B <sub>1</sub> A <sub>1</sub>	0.77	0.77	1.53	0.77
B <sub>1</sub> A <sub>2</sub>	0.77	0.60	1.37	0.68
B <sub>1</sub> A <sub>3</sub>	0.83	0.87	1.70	0.85
B <sub>2</sub> A <sub>0</sub>	0.70	0.63	1.33	0.67
B <sub>2</sub> A <sub>1</sub>	0.83	0.60	1.43	0.72
B <sub>2</sub> A <sub>2</sub>	0.77	0.87	1.63	0.82
B <sub>2</sub> A <sub>3</sub>	0.83	0.77	1.60	0.80
B <sub>3</sub> A <sub>0</sub>	0.67	0.53	1.20	0.60
B <sub>3</sub> A <sub>1</sub>	0.87	0.70	1.57	0.78
B <sub>3</sub> A <sub>2</sub>	0.70	0.87	1.57	0.78
B <sub>3</sub> A <sub>3</sub>	0.83	0.73	1.57	0.78
Total	12.27	11.63	23.90	-
Rataan	0.77	0.73	-	0.75

Lampiran 67. Daftar Dwi Kasta Diameter Batang (mm) Umur 7 MST

A / B	B <sub>0</sub>	B <sub>1</sub>	B <sub>2</sub>	B <sub>3</sub>	Total	Rataan
A <sub>0</sub>	1.30	1.30	1.33	1.20	5.13	0.64
A <sub>1</sub>	1.80	1.53	1.43	1.57	6.33	0.79
A <sub>2</sub>	1.60	1.37	1.63	1.57	6.17	0.77
A <sub>3</sub>	1.40	1.70	1.60	1.57	6.27	0.78
Total	6.10	5.90	6.00	5.90	23.90	-
Rataan	0.76	0.74	0.75	0.74	-	0.75

Lampiran 68. Daftar Sidik Ragam Diameter Batang Umur 7 MST


SK	DB	JK	KT	F <sub>hit.</sub>	F <sub>0,05</sub>	F <sub>0,01</sub>
NT	1	17.85	-	-	-	-
Ulangan	1	0.01	0.01	1.31 <sup>tn</sup>	4.54	8.68
Perlakuan	15	0.21	0.01	1.43 <sup>tn</sup>	2.39	3.48
B	3	0.00	0.00	0.12 <sup>tn</sup>	3.29	5.42
A	3	0.12	0.04	4.17 <sup>*</sup>	3.29	5.42
B x A	9	0.08	0.01	0.96 <sup>tn</sup>	2.59	3.89
Acak	15	0.14	0.01	-	-	-
Total	32	18.21	-	-	-	-

KK = 13.10%

Keterangan :

tn = tidak nyata

\* = nyata



Lampiran 69. Data Pengamatan Diameter Batang (mm)  
Umur 8 Minggu Setelah Tanam (MST)

Perlakuan	Ulangan		Total	Rataan
	I	II		
B <sub>0</sub> A <sub>0</sub>	0.70	0.70	1.40	0.70
B <sub>0</sub> A <sub>1</sub>	0.87	1.10	1.97	0.98
B <sub>0</sub> A <sub>2</sub>	0.77	0.83	1.60	0.80
B <sub>0</sub> A <sub>3</sub>	0.83	0.63	1.47	0.73
B <sub>1</sub> A <sub>0</sub>	0.80	0.63	1.43	0.72
B <sub>1</sub> A <sub>1</sub>	0.87	0.83	1.70	0.85
B <sub>1</sub> A <sub>2</sub>	0.83	0.73	1.57	0.78
B <sub>1</sub> A <sub>3</sub>	0.87	0.93	1.80	0.90
B <sub>2</sub> A <sub>0</sub>	0.73	0.63	1.37	0.68
B <sub>2</sub> A <sub>1</sub>	0.87	0.73	1.60	0.80
B <sub>2</sub> A <sub>2</sub>	0.80	0.90	1.70	0.85
B <sub>2</sub> A <sub>3</sub>	0.83	0.77	1.60	0.80
B <sub>3</sub> A <sub>0</sub>	0.67	0.63	1.30	0.65
B <sub>3</sub> A <sub>1</sub>	0.93	0.73	1.67	0.83
B <sub>3</sub> A <sub>2</sub>	0.73	0.93	1.67	0.83
B <sub>3</sub> A <sub>3</sub>	0.93	0.73	1.67	0.83
Total	13.03	12.47	25.50	-
Rataan	0.81	0.78	-	0.80

Lampiran 70. Daftar Dwi Kasta Diameter Batang (mm) Umur 8 MST

A / B	B <sub>0</sub>	B <sub>1</sub>	B <sub>2</sub>	B <sub>3</sub>	Total	Rataan
A <sub>0</sub>	1.40	1.43	1.37	1.30	5.50	0.69
A <sub>1</sub>	1.97	1.70	1.60	1.67	6.93	0.87
A <sub>2</sub>	1.60	1.57	1.70	1.67	6.53	0.82
A <sub>3</sub>	1.47	1.80	1.60	1.67	6.53	0.82
Total	6.43	6.50	6.27	6.30	25.50	-
Rataan	0.80	0.81	0.78	0.79	-	0.80

Lampiran 71. Daftar Sidik Ragam Diameter Batang Umur 8 MST


SK	DB	JK	KT	F <sub>hit.</sub>	F <sub>0,05</sub>	F <sub>0,01</sub>
NT	1	20.32	-	-	-	-
Ulangan	1	0.01	0.01	1.05 <sup>tn</sup>	4.54	8.68
Perlakuan	15	0.22	0.01	1.54 <sup>tn</sup>	2.39	3.48
B	3	0.00	0.00	0.16 <sup>tn</sup>	3.29	5.42
A	3	0.14	0.05	4.94 <sup>*</sup>	3.29	5.42
B x A	9	0.07	0.01	0.86 <sup>tn</sup>	2.59	3.89
Acak	15	0.14	0.01	-	-	-
Total	32	20.69	-	-	-	-

KK = 12.24%

Keterangan :

tn = tidak nyata

\* = nyata



Lampiran 72. Data Pengamatan Diameter Batang (mm)

Umur 9 Minggu Setelah Tanam (MST)

Perlakuan	Ulangan		Total	Rataan
	I	II		
B <sub>0</sub> A <sub>0</sub>	0.73	0.73	1.47	0.73
B <sub>0</sub> A <sub>1</sub>	0.87	1.13	2.00	1.00
B <sub>0</sub> A <sub>2</sub>	0.80	0.83	1.63	0.82
B <sub>0</sub> A <sub>3</sub>	0.83	0.67	1.50	0.75
B <sub>1</sub> A <sub>0</sub>	0.80	0.67	1.47	0.73
B <sub>1</sub> A <sub>1</sub>	0.90	0.87	1.77	0.88
B <sub>1</sub> A <sub>2</sub>	0.83	0.77	1.60	0.80
B <sub>1</sub> A <sub>3</sub>	0.90	0.97	1.87	0.93
B <sub>2</sub> A <sub>0</sub>	0.73	0.70	1.43	0.72
B <sub>2</sub> A <sub>1</sub>	0.90	0.77	1.67	0.83
B <sub>2</sub> A <sub>2</sub>	0.83	0.60	1.43	0.72
B <sub>2</sub> A <sub>3</sub>	0.87	0.80	1.67	0.83
B <sub>3</sub> A <sub>0</sub>	0.73	0.70	1.43	0.72
B <sub>3</sub> A <sub>1</sub>	0.93	0.77	1.70	0.85
B <sub>3</sub> A <sub>2</sub>	0.77	0.97	1.73	0.87
B <sub>3</sub> A <sub>3</sub>	0.97	0.77	1.73	0.87
Total	13.40	12.70	26.10	-
Rataan	0.84	0.79	-	0.82

Lampiran 73. Daftar Dwi Kasta Diameter Batang (mm) Umur 9 MST

A / B	B <sub>0</sub>	B <sub>1</sub>	B <sub>2</sub>	B <sub>3</sub>	Total	Rataan
A <sub>0</sub>	1.47	1.47	1.43	1.43	5.80	0.73
A <sub>1</sub>	2.00	1.77	1.67	1.70	7.13	0.89
A <sub>2</sub>	1.63	1.60	1.43	1.73	6.40	0.80
A <sub>3</sub>	1.50	1.87	1.67	1.73	6.77	0.85
Total	6.60	6.70	6.20	6.60	26.10	-
Rataan	0.83	0.84	0.78	0.83	-	0.82



Lampiran 74. Daftar Sidik Ragam Diameter Batang Umur 9 MST

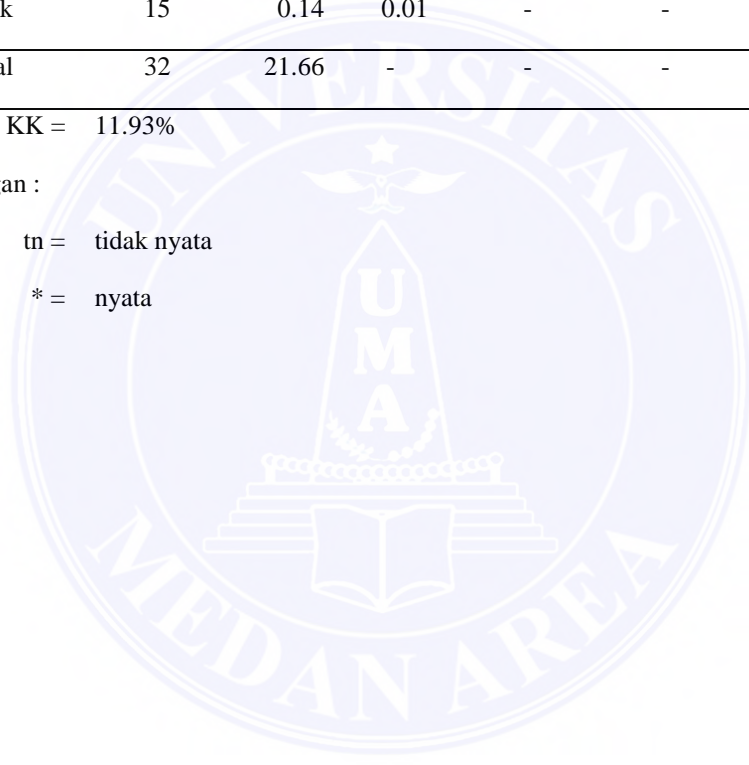
SK	DB	JK	KT	F <sub>hit.</sub>	F <sub>0,05</sub>	F <sub>0,01</sub>
NT	1	21.29	-	-	-	-
Ulangan	1	0.02	0.02	1.62 <sup>tn</sup>	4.54	8.68
Perlakuan	15	0.21	0.01	1.51 <sup>tn</sup>	2.39	3.48
B	3	0.02	0.01	0.65 <sup>tn</sup>	3.29	5.42
A	3	0.12	0.04	4.27 <sup>*</sup>	3.29	5.42
B x A	9	0.07	0.01	0.87 <sup>tn</sup>	2.59	3.89
Acak	15	0.14	0.01	-	-	-
Total	32	21.66	-	-	-	-

KK = 11.93%

Keterangan :

tn = tidak nyata

\* = nyata



Lampiran 75. Data Pengamatan Jumlah Umbi/Sampel (buah)  
Umur 9 Minggu Setelah Tanam (MST)

Perlakuan	Ulangan		Total	Rataan
	I	II		
B <sub>0</sub> A <sub>0</sub>	10.33	8.33	18.67	9.33
B <sub>0</sub> A <sub>1</sub>	9.00	8.00	17.00	8.50
B <sub>0</sub> A <sub>2</sub>	8.00	5.33	13.33	6.67
B <sub>0</sub> A <sub>3</sub>	6.67	6.33	13.00	6.50
B <sub>1</sub> A <sub>0</sub>	12.33	7.67	20.00	10.00
B <sub>1</sub> A <sub>1</sub>	10.33	6.00	16.33	8.17
B <sub>1</sub> A <sub>2</sub>	6.33	14.67	21.00	10.50
B <sub>1</sub> A <sub>3</sub>	5.67	10.00	15.67	7.83
B <sub>2</sub> A <sub>0</sub>	8.67	8.67	17.33	8.67
B <sub>2</sub> A <sub>1</sub>	7.00	10.67	17.67	8.83
B <sub>2</sub> A <sub>2</sub>	9.00	9.00	18.00	9.00
B <sub>2</sub> A <sub>3</sub>	7.67	7.33	15.00	7.50
B <sub>3</sub> A <sub>0</sub>	12.67	7.33	20.00	10.00
B <sub>3</sub> A <sub>1</sub>	6.67	9.67	16.33	8.17
B <sub>3</sub> A <sub>2</sub>	9.33	9.33	18.67	9.33
B <sub>3</sub> A <sub>3</sub>	6.00	9.33	15.33	7.67
Total	135.67	137.67	273.33	-
Rataan	8.48	8.60	-	8.54

Lampiran 76. Daftar Dwi Kasta Jumlah Umbi/Sampel (buah) Umur 9 MST

A / B	B <sub>0</sub>	B <sub>1</sub>	B <sub>2</sub>	B <sub>3</sub>	Total	Rataan
A <sub>0</sub>	18.67	20.00	17.33	20.00	76.00	9.50
A <sub>1</sub>	17.00	16.33	17.67	16.33	67.33	8.42
A <sub>2</sub>	13.33	21.00	18.00	18.67	71.00	8.88
A <sub>3</sub>	13.00	15.67	15.00	15.33	59.00	7.38
Total	62.00	73.00	68.00	70.33	273.33	-
Rataan	7.75	9.13	8.50	8.79	-	8.54


Lampiran 77. Daftar Sidik Ragam Jumlah Umbi/Sampel Umur 9 MST

SK	DB	JK	KT	F <sub>hit.</sub>	F <sub>0,05</sub>	F <sub>0,01</sub>
NT	1	2334.72	-	-	-	-
Ulangan	1	0.13	0.13	0.02 <sup>tn</sup>	4.54	8.68
Perlakuan	15	39.94	2.66	0.39 <sup>tn</sup>	2.39	3.48
B	3	8.25	2.75	0.41 <sup>tn</sup>	3.29	5.42
A	3	19.25	6.42	0.95 <sup>tn</sup>	3.29	5.42
B x A	9	12.44	1.38	0.20 <sup>tn</sup>	2.59	3.89
Acak	15	101.43	6.76	-	-	-
Total	32	2476.22	-	-	-	-

KK = 30.44%

Keterangan :

tn = tidak nyata



Lampiran 78. Data Pengamatan Jumlah Umbi/Plot (buah)  
Umur 9 Minggu Setelah Tanam (MST)

Perlakuan	Ulangan		Total	Rataan
	I	II		
B <sub>0</sub> A <sub>0</sub>	54.00	70.00	124.00	62.00
B <sub>0</sub> A <sub>1</sub>	45.00	58.00	103.00	51.50
B <sub>0</sub> A <sub>2</sub>	52.00	38.00	90.00	45.00
B <sub>0</sub> A <sub>3</sub>	34.00	26.00	60.00	30.00
B <sub>1</sub> A <sub>0</sub>	71.00	34.00	105.00	52.50
B <sub>1</sub> A <sub>1</sub>	59.00	58.00	117.00	58.50
B <sub>1</sub> A <sub>2</sub>	50.00	64.00	114.00	57.00
B <sub>1</sub> A <sub>3</sub>	37.00	56.00	93.00	46.50
B <sub>2</sub> A <sub>0</sub>	50.00	50.00	100.00	50.00
B <sub>2</sub> A <sub>1</sub>	49.00	65.00	114.00	57.00
B <sub>2</sub> A <sub>2</sub>	59.00	59.00	118.00	59.00
B <sub>2</sub> A <sub>3</sub>	47.00	45.00	92.00	46.00
B <sub>3</sub> A <sub>0</sub>	65.00	50.00	115.00	57.50
B <sub>3</sub> A <sub>1</sub>	40.00	51.00	91.00	45.50
B <sub>3</sub> A <sub>2</sub>	44.00	62.00	106.00	53.00
B <sub>3</sub> A <sub>3</sub>	33.00	38.00	71.00	35.50
Total	789.00	824.00	1613.00	-
Rataan	49.31	51.50	-	50.41

Lampiran 79. Daftar Dwi Kasta Jumlah Umbi/Plot (buah) Umur 9 MST

A / B	B <sub>0</sub>	B <sub>1</sub>	B <sub>2</sub>	B <sub>3</sub>	Total	Rataan
A <sub>0</sub>	124.00	105.00	100.00	115.00	444.00	55.50
A <sub>1</sub>	103.00	117.00	114.00	91.00	425.00	53.13
A <sub>2</sub>	90.00	114.00	118.00	106.00	428.00	53.50
A <sub>3</sub>	60.00	93.00	92.00	71.00	316.00	39.50
Total	377.00	429.00	424.00	383.00	1613.00	-
Rataan	47.13	53.63	53.00	47.88	-	50.41

Lampiran 80. Daftar Sidik Ragam Jumlah Umbi/Plot Umur 9 MST

SK	DB	JK	KT	F <sub>hit.</sub>	F <sub>0,05</sub>	F <sub>0,01</sub>
NT	1	81305.28	-	-	-	-
Ulangan	1	38.28	38.28	0.33 <sup>tn</sup>	4.54	8.68
Perlakuan	15	2300.22	153.35	1.32 <sup>tn</sup>	2.39	3.48
B	3	274.09	91.36	0.79 <sup>tn</sup>	3.29	5.42
A	3	1294.84	431.61	3.71 <sup>*</sup>	3.29	5.42
B x A	9	731.28	81.25	0.70 <sup>tn</sup>	2.59	3.89
Acak	15	1745.22	116.35	-	-	-
Total	32	85389.00	-	-	-	-

KK = 21.40%

Keterangan :

tn = tidak nyata

\* = nyata

## Lampiran 81. Data Pengamatan Berat Umbi per Sampel (kg)

Umur 9 Minggu Setelah Tanam (MST)

Perlakuan	Ulangan		Total	Rataan
	I	II		
B <sub>0</sub> A <sub>0</sub>	443.33	370.67	814.00	407.00
B <sub>0</sub> A <sub>1</sub>	546.67	570.00	1116.67	558.33
B <sub>0</sub> A <sub>2</sub>	376.67	260.00	636.67	318.33
B <sub>0</sub> A <sub>3</sub>	605.00	340.00	945.00	472.50
B <sub>1</sub> A <sub>0</sub>	360.00	303.33	663.33	331.67
B <sub>1</sub> A <sub>1</sub>	540.00	471.67	1011.67	505.83
B <sub>1</sub> A <sub>2</sub>	313.33	618.33	931.67	465.83
B <sub>1</sub> A <sub>3</sub>	383.33	468.33	851.67	425.83
B <sub>2</sub> A <sub>0</sub>	320.00	296.67	616.67	308.33
B <sub>2</sub> A <sub>1</sub>	590.00	716.67	1306.67	653.33
B <sub>2</sub> A <sub>2</sub>	510.00	870.00	1380.00	690.00
B <sub>2</sub> A <sub>3</sub>	566.67	386.67	953.33	476.67
B <sub>3</sub> A <sub>0</sub>	383.33	320.00	703.33	351.67
B <sub>3</sub> A <sub>1</sub>	386.67	466.67	853.33	426.67
B <sub>3</sub> A <sub>2</sub>	618.33	730.00	1348.33	674.17
B <sub>3</sub> A <sub>3</sub>	476.67	581.67	1058.33	529.17
Total	7420.00	7770.67	15190.67	-
Rataan	463.75	485.67	-	474.71

## Lampiran 82. Daftar Dwi Kasta Berat Umbi per Sampel (kg) Umur 9 MST

A / B	B <sub>0</sub>	B <sub>1</sub>	B <sub>2</sub>	B <sub>3</sub>	Total	Rataan
A <sub>0</sub>	814.00	663.33	616.67	703.33	2797.33	349.67
A <sub>1</sub>	1116.67	1011.67	1306.67	853.33	4288.33	536.04
A <sub>2</sub>	636.67	931.67	1380.00	1348.33	4296.67	537.08
A <sub>3</sub>	945.00	851.67	953.33	1058.33	3808.33	476.04
Total	3512.33	3458.33	4256.67	3963.33	15190.67	-
Rataan	439.04	432.29	532.08	495.42	-	474.71

Lampiran 83. Daftar Sidik Ragam Berat Umbi per Sampel Umur 9 MST

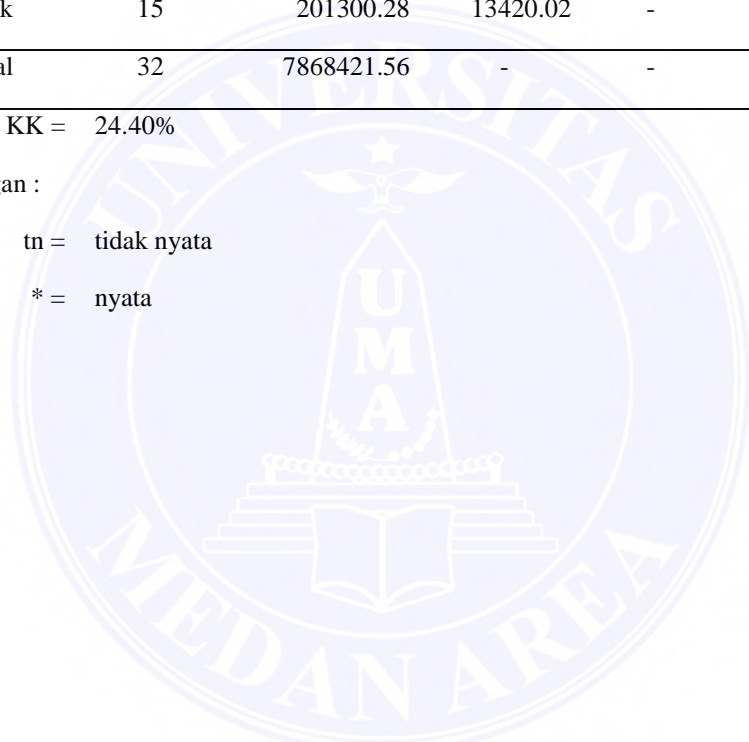
SK	DB	JK	KT	F <sub>hit.</sub>	F <sub>0,05</sub>	F <sub>0,01</sub>
NT	1	7211136.06	-	-	-	-
Ulangan	1	3842.72	3842.72	0.29 <sup>tn</sup>	4.54	8.68
Perlakuan	15	452142.50	30142.83	2.25 <sup>tn</sup>	2.39	3.48
B	3	54336.08	18112.03	1.35 <sup>tn</sup>	3.29	5.42
A	3	186316.92	62105.64	4.63 <sup>*</sup>	3.29	5.42
B x A	9	211489.50	23498.83	1.75 <sup>tn</sup>	2.59	3.89
Acak	15	201300.28	13420.02	-	-	-
Total	32	7868421.56	-	-	-	-

KK = 24.40%

Keterangan :

tn = tidak nyata

\* = nyata



Lampiran 84. Data Pengamatan Berat Umbi per Plot (kg)  
Umur 9 Minggu Setelah Tanam (MST)

Perlakuan	Ulangan		Total	Rataan
	I	II		
B <sub>0</sub> A <sub>0</sub>	2650.00	2867.00	5517.00	2758.50
B <sub>0</sub> A <sub>1</sub>	2700.00	4890.00	7590.00	3795.00
B <sub>0</sub> A <sub>2</sub>	2850.00	2140.00	4990.00	2495.00
B <sub>0</sub> A <sub>3</sub>	2915.00	1930.00	4845.00	2422.50
B <sub>1</sub> A <sub>0</sub>	2290.00	1750.00	4040.00	2020.00
B <sub>1</sub> A <sub>1</sub>	3600.00	3355.00	6955.00	3477.50
B <sub>1</sub> A <sub>2</sub>	2870.00	2630.00	5500.00	2750.00
B <sub>1</sub> A <sub>3</sub>	2310.00	3700.00	6010.00	3005.00
B <sub>2</sub> A <sub>0</sub>	1800.00	1935.00	3735.00	1867.50
B <sub>2</sub> A <sub>1</sub>	3850.00	4225.00	8075.00	4037.50
B <sub>2</sub> A <sub>2</sub>	3450.00	4120.00	7570.00	3785.00
B <sub>2</sub> A <sub>3</sub>	2910.00	2955.00	5865.00	2932.50
B <sub>3</sub> A <sub>0</sub>	2050.00	2365.00	4415.00	2207.50
B <sub>3</sub> A <sub>1</sub>	2800.00	2890.00	5690.00	2845.00
B <sub>3</sub> A <sub>2</sub>	3225.00	3890.00	7115.00	3557.50
B <sub>3</sub> A <sub>3</sub>	2390.00	2395.00	4785.00	2392.50
Total	44660.00	48037.00	92697.00	-
Rataan	2791.25	3002.31	-	2896.78

Lampiran 85. Daftar Dwi Kasta Berat Umbi per Plot (kg) Umur 9 MST

A / B	B <sub>0</sub>	B <sub>1</sub>	B <sub>2</sub>	B <sub>3</sub>	Total	Rataan
A <sub>0</sub>	5517.00	4040.00	3735.00	4415.00	17707.00	2213.38
A <sub>1</sub>	7590.00	6955.00	8075.00	5690.00	28310.00	3538.75
A <sub>2</sub>	4990.00	5500.00	7570.00	7115.00	25175.00	3146.88
A <sub>3</sub>	4845.00	6010.00	5865.00	4785.00	21505.00	2688.13
Total	22942.00	22505.00	25245.00	22005.00	92697.00	-
Rataan	2867.75	2813.13	3155.63	2750.63	-	2896.78



Lampiran 86. Daftar Sidik Ragam Berat Umbi per Plot Umur 9 MST

SK	DB	JK	KT	F <sub>hit.</sub>	F <sub>0,05</sub>	F <sub>0,01</sub>
NT	1	268522931.53	-	-	-	-
Ulangan	1	356379.03	356379.03	1.17 <sup>tn</sup>	4.54	8.68
Perlakuan	15	13342062.97	889470.86	2.93 <sup>*</sup>	2.39	3.48
B	3	769623.34	256541.11	0.85 <sup>tn</sup>	3.29	5.42
A	3	7882018.34	2627339.45	8.66 <sup>**</sup>	3.29	5.42
B x A	9	4690421.28	521157.92	1.72 <sup>tn</sup>	2.59	3.89
Acak	15	4552715.47	303514.36	-	-	-
Total	32	286774089.00	-	-	-	-


KK = 19.02%

Keterangan :

tn = tidak nyata

\* = nyata

\*\* = sangat nyata



## LAMPIRAN GAMBAR

### 1. Limbah Kendaga dan Cangkang Biji Karet Sebelum Diolah



### 2. Proses Pengarangan/Karbonasi Limbah Kendaga dan Cangkang Biji Karet





### 3. Limbah Kendaga dan Cangkang Biji Karet Setelah Diolah



### 4. Aplikasi Pupuk pada Plot Penelitian





## 5. Pertumbuhan Tanaman Kentang





## 6. Pembumbunan dan Penyiangan Gulma pada Tanaman Kentang



## 7. Kondisi Pemanenan Umbi Kentang



## 8. Penimbangan Umbi Kentang





### Kriteria Hasil Analisis Tanah dan Pupuk Kandang Ayam

Parameter	Satuan	Tanah		Pupuk Kandang Ayam	
		Hasil Analisis	Kriteri	Hasil Analisis	Kriteria
pH(H <sub>2</sub> O)	-	4,77	Masam	6,80	Netral
C-organik	%	2,80	Agak Alkalin	3,64	Alkalin
N-total	%	0,12	Agak Masam	0,20	Agak Masam
P-tersedia	ppm	35,00		22,63	
K	me/100g	0,613	Agak Alkalin	0,853	Agak Masam
Na	Me/100g	0,291	Agak Masam	0,346	Netral
Ca	Me/100g	0,823	Masam	1,69	Masam
Mg	Me/100g	0,531	Masam	0,575	Agak Netral
KTK	Me/100g	20,10		17,13	

