

## DAFTAR PUSTAKA

- Abidin, Z.,1985, Dasar - dasar Pengetahuan tentang Zat Pengatur Tumbuh, Penerbit Angkasa, Bandung, hal : 11 – 56.
- Anonim.2010. Pedoman Bertanam Stroberi.Nuansa Aulia.Bandung
- Adanikid. 2008. Bertanam strawberrie. <http://www.feedmap.net/>. Diakses 1 maret 2014
- Agus Kurnia. (2005). Petunjuk Praktis Budidaya Stroberi. Jakarta: Agro Media Pustaka
- Agromedia. 2007. Petunjuk Pemupukan. Agromedia Pustaka. Jakarta.
- Anonymous. *Fragaria vesca*. Available from: URL:[http://www.ibiblio.org/pfaf/cgi-bin/arr\\_html?Fragaria+vesca](http://www.ibiblio.org/pfaf/cgi-bin/arr_html?Fragaria+vesca). (diakses tanggal 12 Januari 2014)
- Aswita, 2007. Analisis Usahatani Stroberi (Studi Kasus: Desa TongkohKecamatan Tiga Panah, dan Desa Korpri kecamatan Berastagi KabupatenKaro). Universitas Sumatera Utara. Medan.BPS 2012. <http://www.bps.go.id/>. Diakses 1 maret 2014
- Balai penelitian tanaman buah Kebun Percobaan Tanaman Buah Berastagi (KPTB) Tongkoh Berastagi 2014 ,Rekomendasi Pemupukan Tanaman Stroberi
- Budiman. S Dan D. Saraswati. 2006,Berkebun Stroberi Secara Komersial. Penebar Swadaya. Jakarta
- 2008,Berkebun Stroberi Secara Komersial. Penebar Swadaya. Jakarta 108 Hal.
- 2010 Berkebun Stroberi Secara Komersial. Penebar Swadaya. Jakarta
- Badan Pusat Statistika Indonesia. 2010. Statistika Indonesia. BPS Pusat. Jakarta
- Cahyono, B. 2003. Budidaya Stroberi. Kanisius. Yogyakarta. Diakses dari [books.google.com/books?isbn=9792120378](http://books.google.com/books?isbn=9792120378)*
- FAO 2012. FAOSTAT Agriculture. <http://faostat.fao.org/site/339/default.aspx>. Diakses 1 maret 2014

- Fahrudin F , 2011, Pengaruh konsentrasi dan frekuensi pemberian Benzyl Amino Purine (BAP) terhadap pertumbuhan bibit kakao (*theobroma cacao* L).skripsi. program studi agronomi fakultas pertanian Universitas Sebelas Maret.
- Gardner, F.P., R.H. Pearce dan R.L. Michell, 1991. Fisiologi Tanaman Budidaya. U.I. Press. Jakarta
- George, E.F. and P.D. Sherrington, 1984 Plant Propagation by Tissue Culture, Exegetics Ltd, London.
- Gomez, A. K Dan A. A. Gomez, 2005 . Statistical Procedures For Agriculture Research John Wiley And Sons. N.Y
- Heddy, S.1986. *Hormon Tumbuhan*. Jakarta: Penerbit Rajawali.
- H. Rahmat Rukmana, ir. 1998. Budidaya stroberi dan pasca panen. Penerbit : Kanisius. Yogyakarta.
- Kurniati Novik 2012 <http://www.tanijogonegoro.com/2012/11/hormon-tumbuhan-atau-zpt-zat-pengatur.html>. Diakses Tanggal 28 November 2013
- Lakitan, B. (2013). *Fisiologi Tumbuhan*. Raja Grafindo Persada. Jakarta
- NH Fitriaji 2009 <http://hijauqoe.wordpress.com/2009/01/03/hormonik-hormon-tumbuh-zpt/> .Diakses Tanggal 3 Januari 2014
- Rosmarkam, A. dan N.W. Yuwono, 2002. Ilmu Kesuburan Tanah. Kanisius. Yogyakarta
- Salisbury F.B. dan Cleon W.R. 1998. Fisiologi Tumbuhan. Penerbit IB. Bandung.
- Setiani, A 2007. Budidaya dan Analisis Usaha Stroberi, Penerbit Sinar Cemerlang Abadi. Jakarta
- Soemadi, W. 1997. Budidaya Stroberi. C.V. Aneka, Surakarta. Hal 70. <http://www.trubus-online.com>. No 315 di akses Febuari 2014.
- Thomson 1982 dalam tulisan Rosmarkam, A. dan N.W. Yuwono, 2002. Ilmu Kesuburan Tanah. Kanisius. Yogyakarta
- Wahyanto 2005 dalam Fahrudin F , 2011, Pengaruh konsentrasi dan frekuensi pemberian Benzyl Amino Purine (BAP) terhadap pertumbuhan bibit kakao (*theobroma cacao* L).skripsi. program studi agronomi fakultas pertanian Universitas Sebelas Maret.

Warintek–Menteri Negara Riset dan Teknologi. 2004. Stroberi. [http://www . iptek net.id/ind/warintek/budidaya\\_pert\\_idx](http://www.ipetek.net.id/ind/warintek/budidaya_pert_idx). (diakses tanggal 03 januari 2014.

Wattimena, G.A. 1998. Zat Pengatur Tumbuh Tanaman . Bogor: PAU Institut Pertanian Bogor.

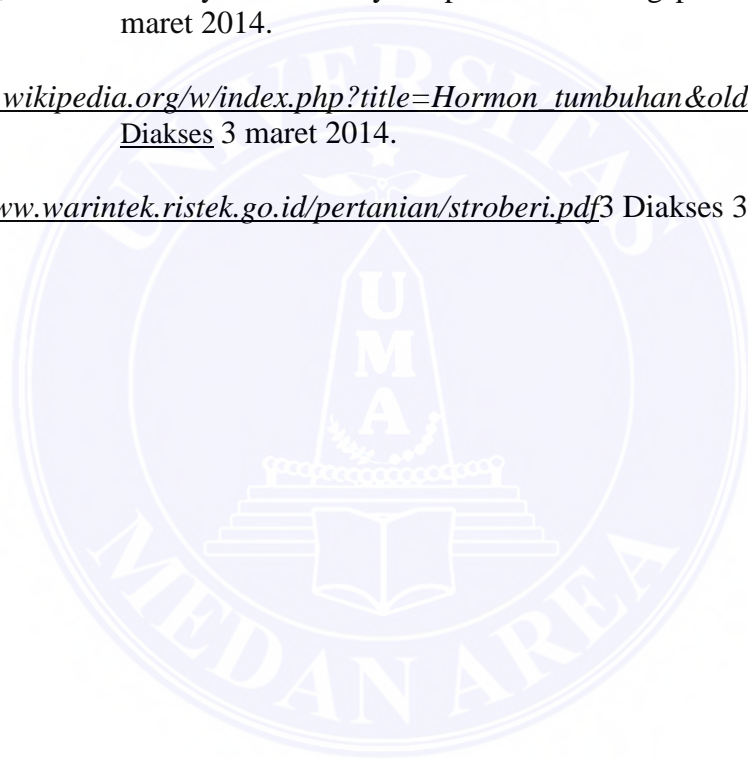
Wijoyo, P. M. 2008. Rahasia Budi Daya dan Ekonomi Stroberi Bee Media Indonesia. Jakarta.

Yoxx. 2008. Sedikit Tentang Zat Pengatur Tumbuh. Jakarta. <http://yoxx.blogspot.com>. Diakses tanggal 30 Agustus 2014

Yudi P., 2007. Budidaya Strawberry. [http: / www. Blogspot.com /](http://www.Blogspot.com) Diakses 3 maret 2014.

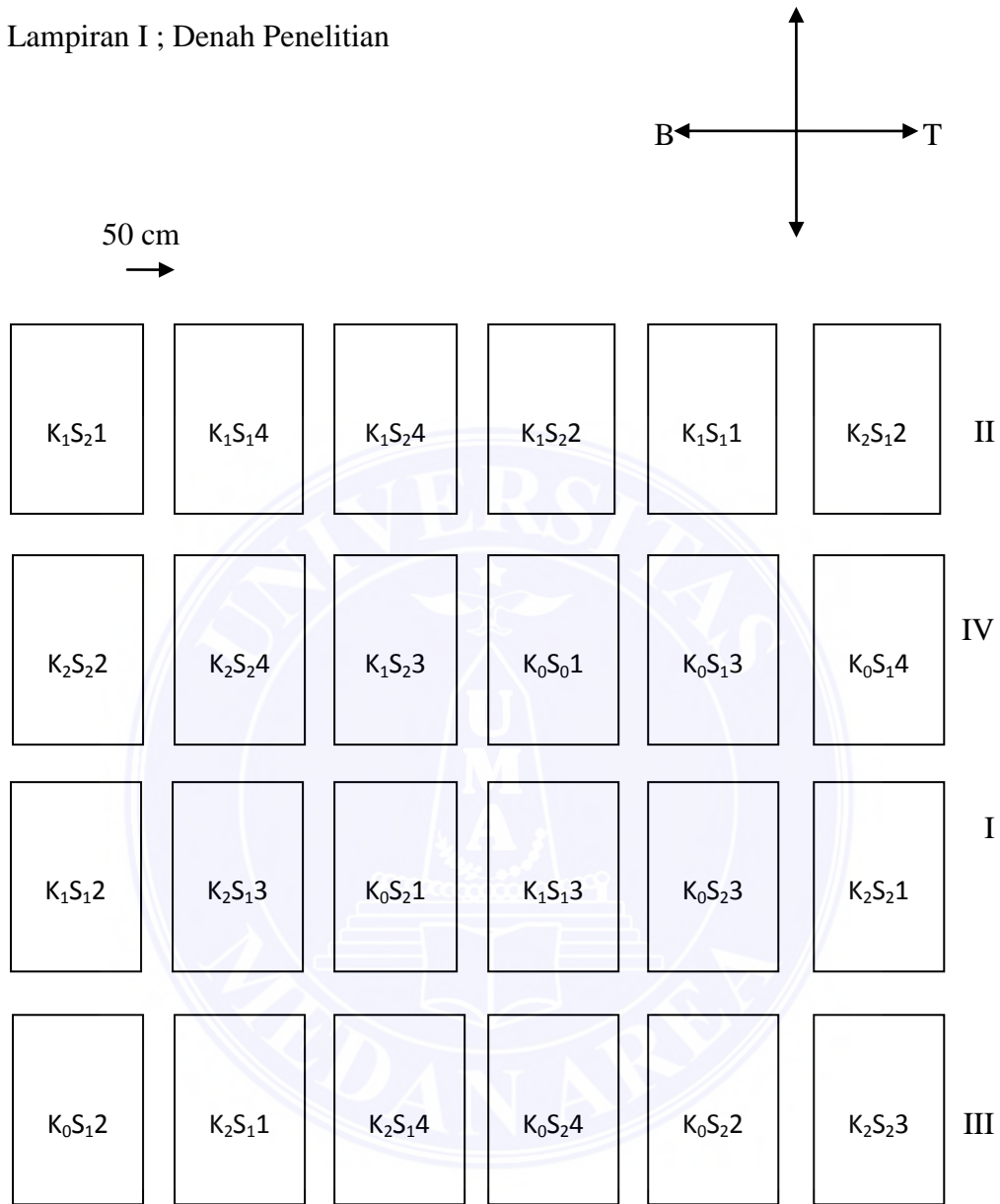
[http://id.wikipedia.org/w/index.php?title=Hormon tumbuhan&oldid=6930381](http://id.wikipedia.org/w/index.php?title=Hormon_tumbuhan&oldid=6930381)  
Diakses 3 maret 2014.

<http://www.warintek.ristek.go.id/pertanian/stroberi.pdf> Diakses 3 maret 2014.



## DAFTAR LAMPIRAN

Lampiran I ; Denah Penelitian



Ket :

S<sub>1</sub>: Sumber bibit asal sulur (stolon)

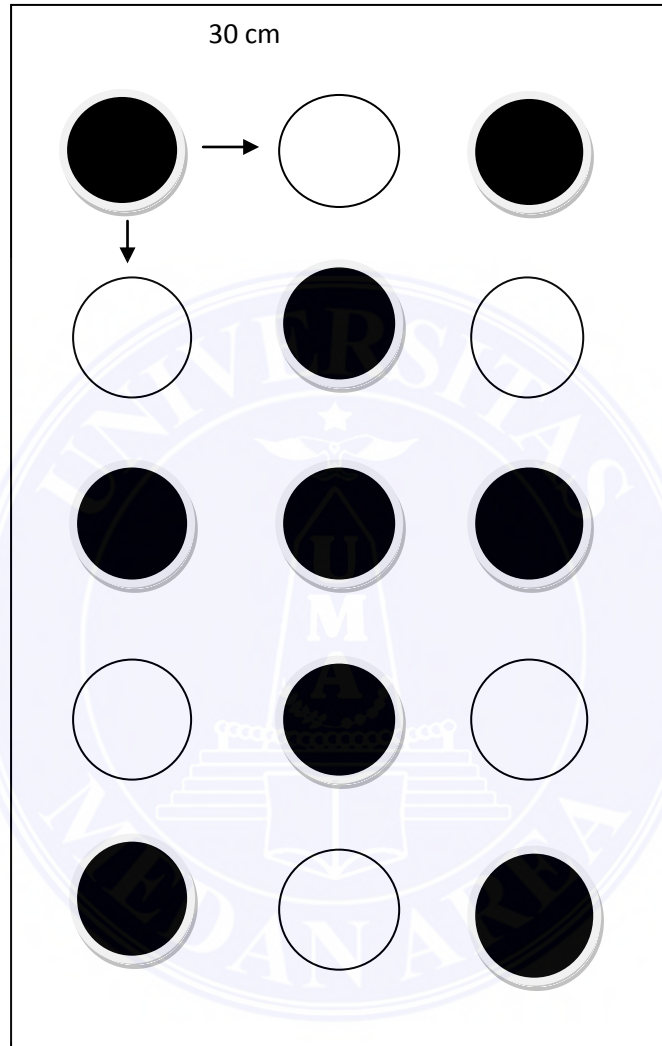
S<sub>2</sub>: Sumber bibit asal anakan

K<sub>0</sub>: Tanpa *Benzyl Amino Purin* (kontrol)    K<sub>1</sub>: *Benzyl Amino Purin* = 10 mg L<sup>-1</sup>

K<sub>2</sub>: *Benzyl Amino Purin* = 20 mg L<sup>-1</sup>

I,II,III,IV = Baris Kelompok

Lampiran 2 : Denah Peletakan Tanaman Dalam Penelitian



Ket :

→ : jarak tanam antar barisan 30 cm

↓ : jarak tanam dalam barisan 30 cm

● : tanaman sampel

Lampiran 3 : Data pengamatan tinggi tanaman umur 1 minggu setelah tanam

| Perlakuan | K0    | K1    | K2    | Total  | Rataan |
|-----------|-------|-------|-------|--------|--------|
| S1        | 29.71 | 32.47 | 29.71 | 91.89  | 7.66   |
| S2        | 23.66 | 27.50 | 37.36 | 88.53  | 7.38   |
| Total     | 53.38 | 59.97 | 67.06 | 180.42 |        |
| Rataan    | 6.67  | 7.50  | 8.38  |        | 7.52   |

Lampiran 4 : Daftar sidik ragam tinggi tanaman umur 1 minggu setelah tanam

| SK        | DB | JK      | KT   | Fhit  |    | F-0.5 | F-0.1 |
|-----------|----|---------|------|-------|----|-------|-------|
| NT        | 1  | 1356.25 |      |       |    |       |       |
| Kelompok  | 3  | 26.61   | 8.87 | 0.919 | tn | 3.29  | 5.42  |
| Perlakuan |    |         |      |       |    |       |       |
| K         | 2  | 11.72   | 5.86 | 0.607 | tn | 3.68  | 6.36  |
| S         | 1  | 0.47    | 0.47 | 0.049 | tn | 4.54  | 8.68  |
| KXS       | 2  | 14.52   | 7.26 | 0.752 | tn | 3.68  | 6.36  |
| Galat     | 15 | 144.72  | 9.65 |       |    |       |       |
| Total     | 24 | 1554.28 |      |       |    |       |       |

|      |        |
|------|--------|
| KK = | 41.32% |
|------|--------|

Keterangan : KK = Koefisien Keragaman

tn = tidak nyata

Lampiran 5 : Data pengamatan tinggi tanaman umur 2 minggu setelah pindah tanam

| Perlakuan | K0    | K1    | K2    | Total  | Rataan |
|-----------|-------|-------|-------|--------|--------|
| S1        | 32.78 | 31.03 | 31.54 | 95.35  | 7.95   |
| S2        | 26.60 | 28.21 | 27.31 | 82.12  | 6.84   |
| Total     | 59.38 | 59.25 | 58.85 | 177.47 |        |
| Rataan    | 7.42  | 7.41  | 7.36  |        | 7.39   |

Lampiran 6 : Daftar sidik ragam tinggi tanaman umur 2 minggu setelah pindah tanam

| SK                 | DB | JK      | KT   | Fhit  |    | F-0.5 | F-0.1 |
|--------------------|----|---------|------|-------|----|-------|-------|
| NT                 | 1  | 1312.33 |      |       |    |       |       |
| Kelompok Perlakuan | 3  | 0.97    | 0.32 | 0.142 | tn | 3.29  | 5.42  |
| K                  | 2  | 0.02    | 0.01 | 0.004 | tn | 3.68  | 6.36  |
| S                  | 1  | 7.29    | 7.29 | 3.205 | tn | 4.54  | 8.68  |
| KXS                | 2  | 0.71    | 0.36 | 0.156 | tn | 3.68  | 6.36  |
| Galat              | 15 | 34.13   | 2.28 |       |    |       |       |
| Total              | 24 | 1355.45 |      |       |    |       |       |

|      |        |
|------|--------|
| KK = | 20.40% |
|------|--------|

Keterangan : KK = Koefisien Keragaman

tn = tidak nyata

Lampiran 7 : Data pengamatan tinggi tanaman umur 3 minggu setelah pindah tanam

| Perlakuan | K0    | K1    | K2    | Total  | Rataan |
|-----------|-------|-------|-------|--------|--------|
| S1        | 40.31 | 35.98 | 36.74 | 113.03 | 9.42   |
| S2        | 30.70 | 34.59 | 34.39 | 99.68  | 8.31   |
| Total     | 71.01 | 70.57 | 71.13 | 212.71 |        |
| Rataan    | 8.88  | 8.82  | 8.89  |        | 8.86   |

Lampiran 8 : Daftar sidik ragam tinggi tanaman umur 3 minggu setelah pindah tanam

| SK        | DB | JK      | KT   | Fhit  |    | F-0.5 | F-0.1 |
|-----------|----|---------|------|-------|----|-------|-------|
| NT        | 1  | 1885.21 |      |       |    |       |       |
| Kelompok  | 3  | 1.54    | 0.51 | 0.167 | tn | 3.29  | 5.42  |
| Perlakuan |    |         |      |       |    |       |       |
| K         | 2  | 0.02    | 0.01 | 0.004 | tn | 3.68  | 6.36  |
| S         | 1  | 7.43    | 7.43 | 2.420 | tn | 4.54  | 8.68  |
| KXS       | 2  | 5.04    | 2.52 | 0.821 | tn | 3.68  | 6.36  |
| Galat     | 15 | 46.03   | 3.07 |       |    |       |       |
| Total     | 24 | 1945.27 |      |       |    |       |       |

$$\text{KK} = 19.77\%$$

Keterangan : KK = Koefisien Keragaman

tn = tidak nyata



Lampiran 9 : Data pengamatan tinggi tanaman umur 4 minggu setelah pindah tanam

| Perlakuan | K0    | K1    | K2    | Total  | Rataan |
|-----------|-------|-------|-------|--------|--------|
| S1        | 45.59 | 42.50 | 42.92 | 131.01 | 10.92  |
| S2        | 34.78 | 38.90 | 38.27 | 111.94 | 9.33   |
| Total     | 80.37 | 81.40 | 81.19 | 242.95 |        |
| Rataan    | 10.05 | 10.17 | 10.15 |        | 10.12  |

Lampiran 10 : Daftar sidik ragam tinggi tanaman umur 4 minggu setelah pindah tanam

| SK                 | DB | JK      | KT    | Fhit  |    | F-0.5 | F-0.1 |
|--------------------|----|---------|-------|-------|----|-------|-------|
| NT                 | 1  | 2459.43 |       |       |    |       |       |
| Kelompok Perlakuan | 3  | 4.16    | 1.39  | 0.385 | tn | 3.29  | 5.42  |
| K                  | 2  | 0.07    | 0.04  | 0.010 | tn | 3.68  | 6.36  |
| S                  | 1  | 15.15   | 15.15 | 4.202 | tn | 4.54  | 8.68  |
| KXS Galat          | 2  | 3.80    | 1.90  | 0.527 | tn | 3.68  | 6.36  |
| Total              | 15 | 54.09   | 3.61  |       |    |       |       |
| Total              | 24 | 2536.71 |       |       |    |       |       |

|      |        |
|------|--------|
| KK = | 18.76% |
|------|--------|

Keterangan : KK = Koefisien Keragaman

tn = tidak nyata

Lampiran 11 : Data pengamatan tinggi tanaman umur 5 minggu setelah pindah tanam

| Perlakuan | K0    | K1    | K2    | Total  | Rataan |
|-----------|-------|-------|-------|--------|--------|
| S1        | 43.26 | 48.56 | 51.70 | 143.52 | 11.96  |
| S2        | 38.48 | 43.69 | 43.60 | 125.77 | 10.48  |
| Total     | 81.74 | 92.25 | 95.30 | 269.28 |        |
| Rataan    | 10.22 | 11.53 | 11.91 |        | 11.22  |

Lampiran 12 : Daftar sidik ragam tinggi tanaman umur 5 minggu setelah pindah tanam

| SK        | DB | JK      | KT    | Fhit  |    | F-0.5 | F-0.1 |
|-----------|----|---------|-------|-------|----|-------|-------|
| NT        | 1  | 3021.39 |       |       |    |       |       |
| Kelompok  | 3  | 3.36    | 1.12  | 0.387 | tn | 3.29  | 5.42  |
| Perlakuan |    |         |       |       |    |       |       |
| K         | 2  | 12.66   | 6.33  | 2.182 | tn | 3.68  | 6.36  |
| S         | 1  | 13.13   | 13.13 | 4.526 | tn | 4.54  | 8.68  |
| KXS       | 2  | 0.89    | 0.45  | 0.153 | tn | 3.68  | 6.36  |
| Galat     | 15 | 43.51   | 2.90  |       |    |       |       |
| Total     | 24 | 3094.94 |       |       |    |       |       |

$$KK = 15.18\%$$

Keterangan : KK = Koefisien Keragaman

tn = tidak nyata

Lampiran 13: Data pengamatan tinggi tanaman umur 6 minggu setelah pindah tanam

| Perlakuan | K0    | K1     | K2     | Total  | Rataan |
|-----------|-------|--------|--------|--------|--------|
| S1        | 54.20 | 50.65  | 53.46  | 158.30 | 13.19  |
| S2        | 43.61 | 49.60  | 47.86  | 141.07 | 11.76  |
| Total     | 97.81 | 100.25 | 101.31 | 299.37 |        |
| Rataan    | 12.23 | 12.53  | 12.66  |        | 12.47  |

Lampiran 14 : Daftar sidik ragam tinggi tanaman umur 6 minggu setelah pindah tanam

| SK                 | DB | JK      | KT    | Fhit  |    | F-0.5 | F-0.1  |
|--------------------|----|---------|-------|-------|----|-------|--------|
| NT                 | 1  | 3734.22 |       |       |    |       |        |
| Kelompok Perlakuan | 3  | 3.54    | 1.18  | 0.409 | tn | 3.29  | 5.42   |
| K                  | 2  | 0.81    | 0.40  | 0.140 | tn | 3.68  | 6.36   |
| S                  | 1  | 12.38   | 12.38 | 4.292 | tn | 4.54  | 8.68   |
| KXS Galat          | 2  | 5.68    | 2.84  | 0.984 | tn | 3.68  | 6.36   |
| Galat              | 15 | 43.25   | 2.88  |       |    |       |        |
| Total              | 24 | 3799.87 |       |       |    |       |        |
|                    |    |         |       |       |    | KK =  | 13.61% |

Keterangan : KK = Koefisien Keragaman

tn = tidak nyata

Lampiran 15 : Data pengamatan jumlah daun 1 Minggu Setelah Pindah Tanam

| Perlakuan | K0    | K1    | K2    | Total | Rataan |
|-----------|-------|-------|-------|-------|--------|
| S1        | 7.99  | 8.86  | 8.41  | 25.25 | 2.10   |
| S2        | 7.40  | 7.85  | 7.73  | 22.99 | 1.92   |
| Total     | 15.39 | 16.71 | 16.14 | 48.24 |        |
| Rataan    | 1.92  | 2.09  | 2.02  |       | 2.01   |

Lampiran 16 : Daftar sidik ragam jumlah daun 1 minggu setelah pindah tanam

| SK        | DB | JK    | KT   | Fhit  |    | F-0.5 | F-0.1 |
|-----------|----|-------|------|-------|----|-------|-------|
| NT        | 1  | 96.96 |      |       |    |       |       |
| Kelompok  | 3  | 0.02  | 0.01 | 0.083 | tn | 3.29  | 5.42  |
| Perlakuan |    |       |      |       |    |       |       |
| K         | 2  | 0.11  | 0.05 | 0.876 | tn | 3.68  | 6.36  |
| S         | 1  | 0.21  | 0.21 | 3.429 | tn | 4.54  | 8.68  |
| KXS       | 2  | 0.01  | 0.01 | 0.103 | tn | 3.68  | 6.36  |
| Galat     | 15 | 0.94  | 0.06 |       |    |       |       |
| Total     | 24 | 98.25 |      |       |    |       |       |

|      |        |
|------|--------|
| KK = | 12.44% |
|------|--------|

Keterangan : KK = Koefisien Keragaman

tn = tidak nyata

Lampiran 17 : Data pengamatan jumlah daun 2 minggu setelah pindah tanam

| Perlakuan | K0    | K1    | K2    | Total | Rataan |
|-----------|-------|-------|-------|-------|--------|
| S1        | 7.69  | 9.19  | 9.57  | 26.46 | 2.20   |
| S2        | 8.18  | 8.84  | 8.21  | 25.23 | 2.10   |
| Total     | 15.87 | 18.04 | 17.78 | 51.69 |        |
| Rataan    | 1.98  | 2.25  | 2.22  |       | 2.15   |

Lampiran 18 : Daftar sidik ragam jumlah daun 2 minggu setelah pindah tanam

| SK        | DB | JK     | KT   | Fhit  |    | F-0.5 | F-0.1 |
|-----------|----|--------|------|-------|----|-------|-------|
| NT        | 1  | 111.31 |      |       |    |       |       |
| Kelompok  | 3  | 0.11   | 0.04 | 0.495 | tn | 3.29  | 5.42  |
| Perlakuan |    |        |      |       |    |       |       |
| K         | 2  | 0.35   | 0.17 | 2.301 | tn | 3.68  | 6.36  |
| S         | 1  | 0.06   | 0.06 | 0.832 | tn | 4.54  | 8.68  |
| KXS       | 2  | 0.21   | 0.11 | 1.411 | tn | 3.68  | 6.36  |
| Galat     | 15 | 1.14   | 0.08 |       |    |       |       |
| Total     | 24 | 113.19 |      |       |    |       |       |

|      |        |
|------|--------|
| KK = | 12.79% |
|------|--------|

Keterangan : KK = Koefisien Keragaman

tn = tidak nyata

Lampiran 19 : Data pengamatan jumlah daun 3 minggu setelah pindah tanam

| Perlakuan | K0    | K1    | K2    | Total | Rataan |
|-----------|-------|-------|-------|-------|--------|
| S1        | 12.14 | 12.38 | 12.21 | 36.73 | 3.06   |
| S2        | 9.92  | 12.76 | 11.81 | 34.49 | 2.87   |
| Total     | 22.06 | 25.13 | 24.02 | 71.21 |        |
| Rataan    | 2.76  | 3.14  | 3.00  |       | 2.97   |

Lampiran 20 : Daftar sidik ragam jumlah daun 3 minggu setelah pindah tanam

| SK        | DB | JK     | KT   | Fhit  |    | F-0.5 | F-0.1 |
|-----------|----|--------|------|-------|----|-------|-------|
| NT        | 1  | 211.31 |      |       |    |       |       |
| Kelompok  | 3  | 0.05   | 0.02 | 0.132 | tn | 3.29  | 5.42  |
| Perlakuan |    |        |      |       |    |       |       |
| K         | 2  | 0.61   | 0.30 | 2.614 | tn | 3.68  | 6.36  |
| S         | 1  | 0.21   | 0.21 | 1.801 | tn | 4.54  | 8.68  |
| KXS       | 2  | 0.45   | 0.22 | 1.921 | tn | 3.68  | 6.36  |
| Galat     | 15 | 1.74   | 0.12 |       |    |       |       |
| Total     | 24 | 214.37 |      |       |    |       |       |

|      |        |
|------|--------|
| KK = | 11.49% |
|------|--------|

Keterangan : KK = Koefisien Keragaman

tn = tidak nyata

Lampiran 21: Data pengamatan jumlah daun 4 minggu setelah pindah tanam

| Perlakuan | K0    | K1    | K2    | Total | Rataan |
|-----------|-------|-------|-------|-------|--------|
| S1        | 13.86 | 14.89 | 13.96 | 42.71 | 3.56   |
| S2        | 12.32 | 15.63 | 14.16 | 42.11 | 3.51   |
| Total     | 26.18 | 30.52 | 28.12 | 84.81 |        |
| Rataan    | 3.27  | 3.81  | 3.51  |       | 3.53   |

Lampiran 22 : Daftar sidik ragam jumlah daun 4 minggu setelah pindah tanam

| SK        | DB | JK     | KT   | Fhit  |    | F-0.5 | F-0.1 |
|-----------|----|--------|------|-------|----|-------|-------|
| NT        | 1  | 299.72 |      |       |    |       |       |
| Kelompok  | 3  | 0.37   | 0.12 | 0.770 | tn | 3.29  | 5.42  |
| Perlakuan |    |        |      |       |    |       |       |
| K         | 2  | 1.18   | 0.59 | 3.647 | tn | 3.68  | 6.36  |
| S         | 1  | 0.02   | 0.02 | 0.094 | tn | 4.54  | 8.68  |
| KXS       | 2  | 0.36   | 0.18 | 1.098 | tn | 3.68  | 6.36  |
| Galat     | 15 | 2.42   | 0.16 |       |    |       |       |
| Total     | 24 | 304.07 |      |       |    |       |       |

|      |        |
|------|--------|
| KK = | 11.38% |
|------|--------|

Keterangan : KK = Koefisien Keragaman

tn = tidak nyata

Lampiran 23 : Data pengamatan jumlah daun 5 minggu setelah pindah tanam

| Perlakuan | K0    | K1    | K2    | Total | Rataan |
|-----------|-------|-------|-------|-------|--------|
| S1        | 16.06 | 16.56 | 16.26 | 48.88 | 4.07   |
| S2        | 14.78 | 18.60 | 16.90 | 50.28 | 4.19   |
| Total     | 30.83 | 35.16 | 33.17 | 99.16 |        |
| Rataan    | 3.85  | 4.39  | 4.15  |       | 4.13   |

Lampiran 24 : Daftar sidik ragam jumlah daun 5 minggu setelah pindah tanam

| SK        | DB | JK     | KT   | Fhit  |    | F-0.5 | F-0.1 |
|-----------|----|--------|------|-------|----|-------|-------|
| NT        | 1  | 409.69 |      |       |    |       |       |
| Kelompok  | 3  | 0.59   | 0.20 | 0.537 | tn | 3.29  | 5.42  |
| Perlakuan |    |        |      |       |    |       |       |
| K         | 2  | 1.17   | 0.59 | 1.606 | tn | 3.68  | 6.36  |
| S         | 1  | 0.08   | 0.08 | 0.227 | tn | 4.54  | 8.68  |
| KXS       | 2  | 0.70   | 0.35 | 0.955 | tn | 3.68  | 6.36  |
| Galat     | 15 | 5.47   | 0.36 |       |    |       |       |
| Total     | 24 | 417.69 |      |       |    |       |       |

|      |        |
|------|--------|
| KK = | 14.61% |
|------|--------|

Keterangan : KK = Koefisien Keragaman

tn = tidak nyata



Lampiran 25 : Data pengamatan jumlah daun 6 minggu setelah pindah tanam

| Perlakuan | K0    | K1    | K2    | Total  | Rataan |
|-----------|-------|-------|-------|--------|--------|
| S1        | 22.11 | 20.74 | 21.33 | 64.18  | 5.35   |
| S2        | 21.06 | 25.62 | 22.96 | 69.63  | 5.80   |
| Total     | 43.17 | 46.36 | 44.29 | 133.81 |        |
| Rataan    | 5.40  | 5.79  | 5.54  |        | 5.58   |

Lampiran 26 : Daftar sidik ragam jumlah daun 6 minggu setelah pindah tanam

| SK        | DB | JK     | KT   | Fhit |    | F-0.5 | F-0.1 |
|-----------|----|--------|------|------|----|-------|-------|
| NT        | 1  | 746.09 |      |      |    |       |       |
| Kelompok  | 3  | 0.51   | 0.17 | 0.22 | tn | 3.29  | 5.42  |
| Perlakuan |    |        |      |      |    |       |       |
| K         | 2  | 0.65   | 0.33 | 0.43 | tn | 3.68  | 6.36  |
| S         | 1  | 1.24   | 1.24 | 1.61 | tn | 4.54  | 8.68  |
| KXS       | 2  | 2.21   | 1.11 | 1.44 | tn | 3.68  | 6.36  |
| Galat     | 15 | 11.51  | 0.77 |      |    |       |       |
| Total     | 24 | 762.21 |      |      |    |       |       |

|      |        |
|------|--------|
| KK = | 15.71% |
|------|--------|

Keterangan : KK = Koefisien Keragaman

tn = tidak nyata

Lampiran 27 : Data jumlah sulur yang terbentuk 6 minggu setelah pindah tanam

| Perlakuan | K0    | K1    | K2    | Total | Rataan |
|-----------|-------|-------|-------|-------|--------|
| S1        | 9.58  | 8.50  | 11.00 | 29.08 | 2.42   |
| S2        | 8.17  | 8.17  | 7.75  | 24.08 | 2.01   |
| Total     | 17.75 | 16.67 | 18.75 | 53.17 |        |
| Rataan    | 2.22  | 2.08  | 2.34  |       | 2.22   |

Lampiran 28 : Daftar sidik ragam jumlah sulur yang terbentuk 6 minggu setelah pindah tanam.

| SK        | DB | JK     | KT   | Fhit  |    | F-0.5 | F-0.1  |
|-----------|----|--------|------|-------|----|-------|--------|
| NT        | 1  | 117.78 |      |       |    |       |        |
| Kelompok  | 3  | 2.03   | 0.68 | 2.863 | tn | 3.29  | 5.42   |
| Perlakuan |    |        |      |       |    |       |        |
| K         | 2  | 0.27   | 0.14 | 0.574 | tn | 3.68  | 6.36   |
| S         | 1  | 1.04   | 1.04 | 4.409 | tn | 4.54  | 8.68   |
| KXS       | 2  | 0.54   | 0.27 | 1.150 | tn | 3.68  | 6.36   |
| Galat     | 15 | 3.54   | 0.24 |       |    |       |        |
| Total     | 24 | 125.21 |      |       |    |       |        |
|           |    |        |      |       |    | KK =  | 21.94% |

Keterangan : KK = Koefisien Keragaman

tn = tidak nyata

Lampiran 29 : Data jumlah sulur yang terbentuk 9 minggu setelah pindah tanam .

| Perlakuan | K0    | K1    | K2    | Total | Rataan |
|-----------|-------|-------|-------|-------|--------|
| S1        | 7.58  | 7.73  | 6.95  | 22.27 | 1.86   |
| S2        | 8.00  | 8.30  | 8.17  | 24.47 | 2.04   |
| Total     | 15.58 | 16.03 | 15.12 | 46.74 |        |
| Rataan    | 1.95  | 2.00  | 1.89  |       | 1.95   |

Lampiran 30 : Daftar sidik ragam jumlah sulur yang terbentuk 9 minggu setelah pindah tanam.

| SK        | DB | JK    | KT   | Fhit  |    | F-0.5 | F-0.1  |
|-----------|----|-------|------|-------|----|-------|--------|
| NT        | 1  | 91.01 |      |       |    |       |        |
| Kelompok  | 3  | 0.63  | 0.21 | 0.811 | tn | 3.29  | 5.42   |
| Perlakuan |    |       |      |       |    |       |        |
| K         | 2  | 0.05  | 0.03 | 0.101 | tn | 3.68  | 6.36   |
| S         | 1  | 0.20  | 0.20 | 0.777 | tn | 4.54  | 8.68   |
| KXS       | 2  | 0.04  | 0.02 | 0.087 | tn | 3.68  | 6.36   |
| Galat     | 15 | 3.89  | 0.26 |       |    |       |        |
| Total     | 24 | 95.82 |      |       |    |       |        |
|           |    |       |      |       |    | KK =  | 26.14% |

Keterangan : KK = Koefisien Keragaman

tn = tidak nyata

Lampiran 31 : Data jumlah sulur yang terbentuk 11 minggu setelah pindah tanam

| Perlakuan | K0    | K1    | K2    | Total | Rataan |
|-----------|-------|-------|-------|-------|--------|
| S1        | 5.42  | 5.78  | 6.68  | 17.87 | 1.49   |
| S2        | 6.83  | 5.75  | 6.75  | 19.33 | 1.61   |
| Total     | 12.25 | 11.53 | 13.43 | 37.21 |        |
| Rataan    | 1.53  | 1.44  | 1.68  |       | 1.55   |

Lampiran 32 : Daftar sidik ragam jumlah sulur yang terbentuk 11 minggu setelah pindah tanam

| SK        | DB | JK    | KT   | Fhit  |    | F-0.5 | F-0.1  |
|-----------|----|-------|------|-------|----|-------|--------|
| NT        | 1  | 57.68 |      |       |    |       |        |
| Kelompok  | 3  | 0.23  | 0.08 | 0.476 | tn | 3.29  | 5.42   |
| Perlakuan |    |       |      |       |    |       |        |
| K         | 2  | 0.23  | 0.11 | 0.722 | tn | 3.68  | 6.36   |
| S         | 1  | 0.09  | 0.09 | 0.558 | tn | 4.54  | 8.68   |
| KXS       | 2  | 0.16  | 0.08 | 0.513 | tn | 3.68  | 6.36   |
| Galat     | 15 | 2.38  | 0.16 |       |    |       |        |
| Total     | 24 | 60.78 |      |       |    |       |        |
|           |    |       |      |       |    | KK =  | 25.71% |

Keterangan : KK = Koefisien Keragaman

tn = tidak nyata

Lampiran 33 : Data pengamatan masa awal berbunga tanaman stroberi  
(*Fragaria x ananassa* var duchesne)

| Perlakuan | K0     | K1     | K2     | Total  | Rataan |
|-----------|--------|--------|--------|--------|--------|
| S1        | 176.5  | 171.23 | 166.38 | 514.11 | 42.84  |
| S2        | 146.72 | 157.99 | 135.88 | 440.59 | 36.72  |
| Total     | 323.22 | 329.22 | 302.26 | 954.7  |        |
| Rataan    | 40.4   | 41.15  | 37.78  |        | 39.78  |

Lampiran 34 : Daftar sidik ragam masa awal berbunga tanaman stroberi  
(*Fragaria x ananassa* var duchesne)

| SK        | DB | JK       | KT     | Fhit   |    | F-0.5 | F-0.1 |
|-----------|----|----------|--------|--------|----|-------|-------|
| NT        | 1  | 37977.04 |        |        |    |       |       |
| Kelompok  | 3  | 75.88    | 25.29  | 1.441  | tn | 3.29  | 5.42  |
| Perlakuan |    |          |        |        |    |       |       |
| K         | 2  | 50.11    | 25.06  | 1.427  | tn | 3.68  | 6.36  |
| S         | 1  | 225.17   | 225.17 | 12.824 | ** | 4.54  | 8.68  |
| KXS       | 2  | 23.83    | 11.91  | 0.679  | tn | 3.68  | 6.36  |
| Galat     | 15 | 263.37   | 17.56  |        |    |       |       |
| Total     | 24 | 38539.52 |        |        |    |       |       |
|           |    |          |        |        |    | KK =  | 10.53 |

Keterangan : KK = Koefisien Keragaman

tn = tidak nyata

\*\* = sangat nyata

Lampiran 35 : Data pengamatan berat buah per tanaman stroberi (*Fragaria x ananassa* var duchesne)

| Perlakuan | K0    | K1    | K2    | Total  | Rataan |
|-----------|-------|-------|-------|--------|--------|
| S1        | 30.37 | 34.92 | 30.18 | 95.47  | 7.96   |
| S2        | 24.96 | 38.39 | 32.04 | 95.39  | 7.95   |
| Total     | 55.33 | 73.31 | 62.22 | 190.86 |        |
| Rataan    | 6.92  | 9.16  | 7.78  |        | 7.95   |

Lampiran 36 : Daftar sidik ragam berat buah per tanaman stroberi (*Fragaria x ananassa* var duchesne)

| SK        | DB | JK      | KT    | Fhit  |    | F-0.5 | F-0.1 |
|-----------|----|---------|-------|-------|----|-------|-------|
| NT        | 1  | 1969.93 |       |       |    |       |       |
| Kelompok  | 3  | 5.41    | 1.80  | 0.296 | tn | 3.29  | 5.42  |
| Perlakuan |    |         |       |       |    |       |       |
| K         | 2  | 26.52   | 13.26 | 2.178 | tn | 3.68  | 6.36  |
| S         | 1  | 0.07    | 0.07  | 0.011 | tn | 4.54  | 8.68  |
| KXS       | 2  | 6.28    | 3.14  | 0.515 | tn | 3.68  | 6.36  |
| Galat     | 15 | 91.31   | 6.09  |       |    |       |       |
| Total     | 24 | 2094.10 |       |       |    |       |       |
|           |    |         |       |       |    | KK =  | 27.23 |

Keterangan : KK = Koefisien Keragaman

tn = tidak nyata

Lampiran 37 : Data pengamat bobot buah per plot tanaman stroberi (*Fragaria x ananassa* var duchesne)

| perlakuan | K0     | K1     | K2     | Total   | Rataan  |
|-----------|--------|--------|--------|---------|---------|
| S1        | 383.71 | 450.54 | 412.31 | 1246.56 | 103.88  |
| S2        | 351.46 | 473.8  | 467.65 | 1292.91 | 107.743 |
| Total     | 735.17 | 924.34 | 879.96 | 2539.47 |         |
| Rataan    | 91.90  | 115.54 | 110.00 |         | 105.81  |

Lampiran 38 : Daftar sidik ragam berat buah per plot tanaman stroberi (*Fragaria x ananassa* var duchesne)

| SK                 | DB | JK       | KT      | Fhit |    | F-0.5 | F-0.1 |
|--------------------|----|----------|---------|------|----|-------|-------|
| NT                 | 1  | 268704.5 |         |      |    |       |       |
| Kelompok perlakuan | 3  | 177.3597 | 59.12   | 0.10 | tn | 3.29  | 5.42  |
| K                  | 2  | 2446.626 | 1223.31 | 2.03 | tn | 3.68  | 6.36  |
| S                  | 1  | 89.51344 | 89.51   | 0.15 | tn | 4.54  | 8.68  |
| KXS                | 2  | 490.9373 | 245.47  | 0.41 | tn | 3.68  | 6.36  |
| Galat              | 15 | 9037.76  | 602.52  |      |    |       |       |
| Total              | 24 | 280769.3 |         |      |    |       |       |
|                    |    |          |         |      |    | KK =  | 23.20 |

Keterangan : KK = Koefisien Keragaman

tn = tidak nyata

Lampiran 39 : Data konversi produksi per hektar

Konversi produksi stroberi dengan aplikasi BAP dan sumber bibit yang berbeda.

| perlakuan | Dosis (mg)            | Rataan Produksi (kg) | Produksi ton / ha/thn | Peningkatan (%) |
|-----------|-----------------------|----------------------|-----------------------|-----------------|
| K0S1      | Tanpa BAP             | 95.93                | 0.64                  | -               |
| K0S2      | Tanpa BAP             | 87.87                | 0.59                  | -               |
| K1S1      | 10 mg/L <sup>-1</sup> | 112.64               | 0.75                  | 17.19           |
| K1S2      | 10 mg/L <sup>-1</sup> | 118.45               | 0.79                  | 33.89           |
| K2S1      | 20 mg/L <sup>-1</sup> | 103.08               | 0.69                  | 7.81            |
| K2S2      | 20 mg/L <sup>-1</sup> | 116.91               | 0.78                  | 32.2            |





Lampiran 40 : Tahapan penyiapan bibit stroberi



Keterangan : A : pengisian polibag, B : pembongkaran tanaman stroberi,  
C : penanaman bibit, D : bibit siap pindah kelapangan

Lampiran 41 : tahapan pembuatan plot tanaman stroberi



Keterangan : A : pengukuran lahan, B : penaburan pupuk , C : pemasangan mulsa  
D : pelobangan mulsa

Lampiran 42 : Proses pemindahan bibit dari polibag ke lapangan serta pemeliharaan tanaman



Keterangan : A : pemindahan bibit ke lapangan, B : Pengaplikasian BAP,  
C : penyiraman tanaman, D: tanaman stroberi umur 2 bulan  
E : pemangkasan sulur, F : pemupukan susulan

Lampiran 43 : Pengamatan, pembungaan dan pemanenan tanaman stroberi



Keterangan : A : Pengamatan tinggi tanaman, B : Pembungaan tanaman stroberi,  
C : Buah stroberi siap panen , D : Penimbangan buah stroberi ,  
E : Buah stroberi tanpa perlakuan B3AP, F : Buah stroberi dengan perlakuan BAP 10 mg/l